

**TOWN OF WAPPINGER
BUDGET
For 2012**

Town of Wappinger

in

County of Dutchess

Villages Within or Partly Within Town


Village of Wappingers Falls

CERTIFICATION OF TOWN CLERK

I, Christine Fulton, Deputy Town Clerk, certify that the following is a true and correct copy of the 2012 budget of the Town of Wappinger as adopted by the Town Board on the 14th day of November, 2011.

Signed *Christine Fulton*
Deputy Town Clerk

Dated 11/15/11



SUMMARY OF TOWN OF WAPPINGER FINAL BUDGET - 2012

CODE	FUND	APPROPRIATIONS AND PROVISIONS FOR OTHER USES	LESS ESTIMATED REVENUES	LESS APPROPRIATED FUND BALANCE	AMOUNT TO BE RAISED BY TAXES
A	TOWNWIDE	3,944,786.00	1,442,180.00	0.00	2,502,606.00
B	OUTSIDE VILLAGE	1,288,050.00	1,288,050.00	0.00	0.00
DB	HIGHWAY	2,945,813.00	861,450.00	0.00	2,084,363.00
	TOTAL	8,178,649.00	3,591,680.00	0.00	4,586,969.00
S	SPECIAL DISTRICTS				
	WAPPINGER AMBULANCE DISTRICT	395,000.00	0.00	0.00	395,000.00
	HUGHSONVILLE FIRE DISTRICT	793,629.90	800.00	0.00	792,829.90
	NEW HACKENSACK FIRE DISTRICT	1,023,635.20	6,500.00	0.00	1,017,135.20
	CHELSEA FIRE DISTRICT	397,990.00	297,684.00	0.00	100,306.00
	HUGHSONVILLE LIGHT DISTRICT	35,679.00	0.00	0.00	35,679.00
	CHELSEA LIGHT DISTRICT	10,506.00	0.00	0.00	10,506.00
	CAMELI LIGHT DISTRICT	1,024.00	0.00	0.00	1,024.00
	FLEETWOOD WATER DISTRICT	94,940.00	62,786.00	0.00	32,154.00
	WATCH HILL WATER DISTRICT	35,650.00	35,650.00	0.00	0.00
	TALL TREES WATER DISTRICT	36,842.00	36,842.00	0.00	0.00
	UNITED WAPPINGER WATER DISTRICT	1,539,134.00	894,900.00	0.00	644,234.00
	FLEETWOOD SEWER DISTRICT	101,450.00	101,450.00	0.00	0.00
	WATCH HILL SEWER DISTRICT	25,580.00	25,580.00	0.00	0.00
	SEWER IMPR. #1 DISTRICT	17,858.00	0.00	0.00	17,858.00
	MID-POINT SEWER DISTRICT	118,250.00	118,250.00	0.00	0.00
	WAPPINGER SEWER TRANS/TREAT #1	827,653.00	47,451.00	0.00	780,202.00
	WAPPINGER SEWER TRANS/TREAT #2	396,707.00	11,491.00	0.00	385,216.00
	WAPPINGER SEWER TRANS/TREAT PHASE 3A	811,223.00	109,913.00	0.00	701,310.00
	WILDWOOD SEWER DISTRICT	160,050.00	160,050.00	0.00	0.00
	SEWER IMPR. #5 AREA	17,858.00	17,858.00	0.00	0.00
	UNITED WAPPINGER SEWER DISTRICT	1,638,166.00	1,609,540.00	0.00	28,626.00
	BLACKWATCH FARMS DRAINAGE DISTRICT	4,600.00	0.00	0.00	4,600.00
	BRH REALTY DRAINAGE DISTRICT	0.00	0.00	0.00	0.00
	KEENAN ACRES DRAINAGE DISTRICT	3,600.00	0.00	0.00	3,600.00
	MALONEY HEIGHTS DRAINAGE DISTRICT	0.00	0.00	0.00	0.00
	MEADOW WOOD DRAINAGE DISTRICT	6,765.00	0.00	0.00	6,765.00
	SHAMROCK HILLS DRAINAGE DISTRICT	12,800.00	0.00	0.00	12,800.00
	TUSCANY DRAINAGE DISTRICT	2,600.00	0.00	0.00	2,600.00
	GRINNELL LIBRARY ASSOCIATION	542,874.00	0.00	0.00	542,874.00
	SPECIAL DISTRICTS TOTALS	9,052,064.10	3,536,745.00	0.00	5,515,319.10
	TOTAL BUDGET	17,230,713.10	7,128,425.00	0.00	10,102,288.10

Town of Wappinger
Budget Worksheets Summary

Account	Account Name	2010 Actual	2011 Approved Budget	2012 Tentative Budget	2012 Preliminary Budget	2012 Final Budget
GENERAL FUND - TOWN WIDE						
REVENUE						
Real Property Taxes and Tax Items						
1001.000-A	Real Property Taxes	1,837,477.00	2,441,744.00	2,452,440.00	2,495,679.00	2,502,606.00
1002.000-A	EDP Breakage	0.00	0.00	0.00	0.00	0.00
1081.000-A	Other Payments Lieu of Taxes	0.00	0.00	0.00	0.00	0.00
1090.000-A	Int. & Penalties Real Prop. Tax	88,312.14	70,500.00	88,000.00	88,000.00	88,000.00
	Account Subheading Totals	1,925,789.14	2,512,244.00	2,540,440.00	2,583,679.00	2,590,606.00
Non-Property Taxes						
1120.000-A	Non-Prop. By County	0.00	0.00	0.00	0.00	0.00
1170.000-A	CATV Franchise	0.00	0.00	0.00	0.00	0.00
	Account Subheading Totals	0.00	0.00	0.00	0.00	0.00
General Government						
1232.000-A	Tax Collector Fees	7,357.54	7,800.00	7,500.00	7,500.00	7,500.00
1255.000-A	Clerk Fees	9,462.18	8,500.00	4,000.00	4,000.00	4,000.00
	Account Subheading Totals	16,819.72	16,300.00	11,500.00	11,500.00	11,500.00
Health						
1603.000-A	Vital Statistics Fees	4,320.00	4,000.00	4,000.00	4,000.00	4,000.00
	Account Subheading Totals	4,320.00	4,000.00	4,000.00	4,000.00	4,000.00
Culture and Recreation						
2001.000-A	Park & Recreation Charges	31,688.09	36,650.00	35,000.00	35,000.00	40,000.00
2070.000-A	Contr Priv Agencies for Youth	0.00	0.00	0.00	0.00	0.00
2089.000-A	Other Culture & Rec. Income	91,038.35	1,000.00	1,000.00	1,000.00	1,000.00
	Account Subheading Totals	122,726.44	37,650.00	36,000.00	36,000.00	41,000.00
Home and Community Services						
2130.000-A	Refuse & Garbage Charges	25,952.00	150,000.00	125,000.00	74,000.00	74,000.00
	Account Subheading Totals	25,952.00	150,000.00	125,000.00	74,000.00	74,000.00
Use of Money and Property						
2401.000-A	Interest and Earnings	3,466.24	2,000.00	2,000.00	2,000.00	2,000.00
2410.000-A	Rental of Real Property	207,938.19	200,000.00	208,000.00	208,000.00	208,000.00
	Account Subheading Totals	211,404.43	202,000.00	210,000.00	210,000.00	210,000.00
Licenses and Permits						
2530.000-A	Games of Chance	80.00	100.00	80.00	80.00	80.00
2540.000-A	Bingo Licenses	0.00	0.00	0.00	0.00	0.00
2544.000-A	Dog Licenses	4,313.62	5,000.00	6,000.00	6,000.00	6,000.00
2590.000-A	Permits	800.00	500.00	1,000.00	1,000.00	1,000.00
	Account Subheading Totals	5,193.62	5,600.00	7,080.00	7,080.00	7,080.00
Fine and Forfeitures						
2610.000-A	Fines & Forfeited Bail	291,326.60	285,000.00	240,000.00	260,000.00	260,000.00
2611.000-A	Fines & Penalties-Dog Cases	912.00	500.00	900.00	900.00	900.00
	Account Subheading Totals	292,238.60	285,500.00	240,900.00	260,900.00	260,900.00
Sale of Property & Comp. for Loss						
2650.000-A	Sale of Scrap Metal	0.00	0.00	0.00	0.00	0.00
2665.000-A	Sales of Equipment	0.00	0.00	0.00	0.00	0.00
2680.000-A	Insurance Recoveries	10,589.94	0.00	0.00	0.00	0.00
2690.000-A	Other Compensation for Loss	0.00	0.00	0.00	0.00	0.00
	Account Subheading Totals	10,589.94	0.00	0.00	0.00	0.00
Miscellaneous						
2701.000-A	Refund Prior Yrs. Expenditures	4,206.61	0.00	0.00	0.00	0.00
2705.000-A	Gifts and Donations	3,220.00	0.00	0.00	0.00	0.00

Town of Wappinger
Budget Worksheets Summary

Account	Account Name	2010 Actual	2011 Approved Budget	2012 Tentative Budget	2012 Preliminary Budget	2012 Final Budget
2770.000-A	Miscellaneous Revenues	4,795.06	0.00	0.00	0.00	0.00
2771.000-A	Recycle Revenue from County	0.00	0.00	0.00	0.00	0.00
	Account Subheading Totals	12,221.67	0.00	0.00	0.00	0.00
Interfund Revenues						
2801.000-A	Interfund Revenues	0.00	0.00	0.00	0.00	0.00
	Account Subheading Totals	0.00	0.00	0.00	0.00	0.00
State Aid						
3001.000-A	State Rev. Sharing/Per Cap	272,347.00	270,000.00	261,500.00	261,500.00	261,500.00
3002.000-A	State Aid/Rev. Sharing Need	0.00	0.00	0.00	0.00	0.00
3003.000-A	Tax Maps & Assessments	0.00	18,000.00	0.00	0.00	0.00
3005.000-A	Mortgage Tax	527,282.02	576,000.00	480,000.00	450,000.00	450,000.00
3040.000-A	State Aid/Star Program	37,917.94	0.00	34,200.00	34,200.00	34,200.00
3060.000-A	Records Management	0.00	0.00	0.00	0.00	0.00
3089.000-A	Other State Aid	195.89	0.00	0.00	0.00	0.00
3897.000-A	Culture & Rec Cap Grant	5,323.00	5,323.00	0.00	0.00	0.00
3960.000-A	State Disaster Assistance	0.00	0.00	0.00	0.00	0.00
	Account Subheading Totals	843,065.85	869,323.00	775,700.00	745,700.00	745,700.00
Federal Aid						
4960.000-A	Federal Disaster Assistance	0.00	0.00	0.00	0.00	0.00
	Account Subheading Totals	0.00	0.00	0.00	0.00	0.00
Interfund Transfers						
5031.000-A	Interfund Transfers	0.00	0.00	0.00	0.00	0.00
	Account Subheading Totals	0.00	0.00	0.00	0.00	0.00
Proceeds of Obligations						
5731.000-A	BAN's Redeemed From Appro.	0.00	0.00	0.00	0.00	0.00
	Account Subheading Totals	0.00	0.00	0.00	0.00	0.00
	TOTAL REVENUES	3,470,321.41	4,082,617.00	3,950,620.00	3,932,859.00	3,944,786.00
General Governmental Support						
Legislative						
1010.100-A	Town Board Admin./P.S.	37,969.37	37,860.00	37,860.00	37,860.00	37,860.00
1010.200-A	Town Board Equipment	0.00	0.00	0.00	0.00	0.00
1010.400-A	Town Board Admin./C.E.	4,037.27	2,850.00	4,300.00	4,300.00	4,300.00
	Account Subheading Totals	42,006.64	40,710.00	42,160.00	42,160.00	42,160.00
Judicial						
1110.100-A	Justice Court/P.S.	219,815.36	220,038.00	221,238.00	233,027.00	233,027.00
1110.200-A	Justice Court Equipment	102.99	5,150.00	400.00	400.00	400.00
1110.400-A	Justice Court/C.E.	67,229.80	78,154.00	64,650.00	64,650.00	64,650.00
	Account Subheading Totals	287,148.15	303,342.00	286,288.00	298,077.00	298,077.00
Executive						
1220.100-A	Supervisor/P.S.	90,776.30	91,850.00	88,600.00	88,600.00	88,600.00
1220.200-A	Supervisor Equipment	2,719.42	250.00	0.00	0.00	0.00
1220.400-A	Supervisor/C.E.	3,720.74	5,750.00	5,750.00	5,750.00	5,750.00
	Account Subheading Totals	97,216.46	97,850.00	94,350.00	94,350.00	94,350.00
Finance						
1315.100-A	Comptroller/P.S.	133,437.64	132,428.00	134,428.00	134,428.00	133,928.00
1315.200-A	Comptroller/Equipment	1,920.81	0.00	0.00	0.00	0.00
1315.400-A	Comptroller/C.E.	27,229.82	22,150.00	18,700.00	18,700.00	18,998.00
1320.400-A	Indep. Auditing/C..E.	29,991.00	32,500.00	30,000.00	30,000.00	30,000.00
1330.100-A	Tax Collection/P.S.	66,846.45	67,088.00	67,088.00	67,088.00	67,088.00
1330.200-A	Tax Collection/Equipment	0.00	200.00	0.00	0.00	0.00
1330.400-A	Tax Collection/C.E.	13,497.01	15,325.00	14,775.00	22,675.00	22,675.00
1355.100-A	Assessor/P.S.	100,887.51	98,308.00	98,308.00	98,308.00	98,308.00
1355.200-A	Assessor/Equipment	289.27	0.00	0.00	0.00	0.00

Town of Wappinger

Budget Worksheets Summary

Account	Account Name	2010 Actual	2011 Approved Budget	2012 Tentative Budget	2012 Preliminary Budget	2012 Final Budget
1355.400-A	Assessor/C.E.	19,256.32	20,600.00	16,100.00	16,100.00	16,100.00
1355.450-A	Assessment Bd. of Review	1,000.00	1,250.00	1,250.00	1,250.00	1,250.00
1380.400-A	Coupon Fees	7,500.00	3,000.00	11,000.00	11,000.00	11,000.00
	Account Subheading Totals	401,855.83	392,849.00	391,649.00	399,549.00	399,347.00
Staff						
1410.100-A	Town Clerk/P.S.	107,706.23	106,643.00	80,118.00	80,118.00	80,118.00
1410.200-A	Town Clerk/Equipment	924.05	2,000.00	0.00	0.00	0.00
1410.400-A	Town Clerk/C.E.	27,013.18	32,772.00	29,852.00	29,852.00	29,852.00
1420.400-A	Attorney	121,372.95	125,000.00	125,000.00	125,000.00	125,000.00
1420.410-A	Tax Attorney	44,951.57	50,000.00	50,000.00	50,000.00	50,000.00
1420.450-A	Fiscal Advisor	0.00	0.00	0.00	0.00	0.00
1430.400-A	Personnel/Contractual	0.00	0.00	0.00	0.00	0.00
1440.400-A	Engineer	48,026.72	30,000.00	62,388.00	62,388.00	62,388.00
1440.410-A	Municipal Building	0.00	0.00	0.00	0.00	0.00
1440.420-A	Greystone	0.00	0.00	0.00	0.00	0.00
1440.430-A	Architect	0.00	0.00	0.00	0.00	0.00
1450.100-A	Elections	0.00	0.00	0.00	0.00	0.00
1450.200-A	Board of Elections/Equipment	0.00	0.00	0.00	0.00	0.00
1450.400-A	Elections/C.E.	0.00	56,193.00	57,000.00	57,000.00	57,000.00
	Account Subheading Totals	349,994.70	402,608.00	404,358.00	404,358.00	404,358.00
Shared Services						
1620.100-A	Building/P.S./Janitorial	0.00	0.00	0.00	0.00	0.00
1620.200-A	Building/Equipment	0.00	0.00	0.00	0.00	0.00
1620.400-A	Building-Contractual	160,295.84	157,500.00	172,650.00	172,650.00	172,650.00
1660.400-A	Central Storeroom	2,103.39	2,500.00	2,400.00	2,400.00	2,400.00
1670.400-A	Central Printing and Mailing	4,309.53	1,500.00	4,500.00	4,500.00	4,500.00
1680.200-A	Central Data Processing/Equip.	0.00	0.00	0.00	0.00	0.00
1680.400-A	Central Data Processing/C.E.	27,917.04	17,500.00	30,000.00	30,000.00	30,000.00
	Account Subheading Totals	194,625.80	179,000.00	209,550.00	209,550.00	209,550.00
Special Items						
1910.400-A	Unallocated Insurance	137,453.91	140,000.00	145,000.00	145,000.00	145,000.00
1920.400-A	Municipal Association Dues	500.00	1,500.00	1,500.00	1,500.00	1,500.00
1930.400-A	Judgments/Claims - Tax Certs.	0.00	96,807.00	25,000.00	25,000.00	25,000.00
1940.400-A	Purchase of Land	0.00	0.00	0.00	0.00	0.00
1950.400-A	Taxes & Assessment on Property	13,818.31	14,000.00	18,000.00	18,000.00	18,000.00
1951.400-A	Assessment of Property-Sp. Dist.	0.00	0.00	0.00	0.00	0.00
1980.400-A	MTA Payroll tax	3,869.06	4,300.00	4,300.00	4,300.00	4,300.00
1990.400-A	Contingent Accounts	0.00	30,241.00	29,000.00	29,000.00	79,000.00
1990.401-A	Repayment of Debt	0.00	400,000.00	211,395.00	211,395.00	155,000.00
1990.500-A	Educational Expenses/C.E.	5,766.52	0.00	5,000.00	5,000.00	5,000.00
	Account Subheading Totals	161,407.80	686,848.00	439,195.00	439,195.00	432,800.00
	Account Class Totals	1,534,255.38	2,103,207.00	1,867,550.00	1,887,239.00	1,880,642.00
Public Safety						
Traffic Control						
3310.400-A	Traffic Control/Public Safety	1,616.19	1,250.00	1,700.00	1,700.00	1,700.00
	Account Subheading Totals	1,616.19	1,250.00	1,700.00	1,700.00	1,700.00
Safety From Animals						
3510.100-A	Dog Warden/P.S.	24,787.17	24,692.00	24,692.00	24,692.00	24,692.00
3510.200-A	Dog Warden/Equipment	0.00	0.00	0.00	0.00	0.00
3510.400-A	Dog Warden/C.E.	5,606.43	4,690.00	5,990.00	5,990.00	5,990.00
3520.400-A	Public Safety/C.E. - Other Animals	0.00	0.00	0.00	0.00	0.00
	Account Subheading Totals	30,393.60	29,382.00	30,682.00	30,682.00	30,682.00
	Account Class Totals	32,009.79	30,632.00	32,382.00	32,382.00	32,382.00
Health						

Town of Wappinger

Budget Worksheets Summary

Account	Account Name	2010 Actual	2011 Approved Budget	2012 Tentative Budget	2012 Preliminary Budget	2012 Final Budget
Public Health						
4020.100-A	Registrar-Vital Stats./P.S.	4,209.50	3,000.00	4,500.00	4,500.00	4,500.00
4020.400-A	Registrar-Vital Stats./C.E.	0.00	0.00	0.00	0.00	0.00
	Account Subheading Totals	4,209.50	3,000.00	4,500.00	4,500.00	4,500.00
	Account Class Totals	4,209.50	3,000.00	4,500.00	4,500.00	4,500.00
Transportation						
Administration						
5010.100-A	Trans. Hwy./P.S.	110,129.42	106,975.00	106,975.00	106,975.00	106,975.00
5010.200-A	Trans. Hwy/Equipment	73.52	500.00	500.00	500.00	500.00
5010.400-A	Trans. Hwy./C.E.	646.21	1,250.00	1,250.00	1,250.00	1,250.00
	Account Subheading Totals	110,849.15	108,725.00	108,725.00	108,725.00	108,725.00
Highway						
5130.100-A	Machinery / P.S.	0.00	10,000.00	0.00	0.00	0.00
5132.400-A	Garage/C.E.	21,129.88	22,500.00	30,000.00	30,000.00	30,000.00
	Account Subheading Totals	21,129.88	32,500.00	30,000.00	30,000.00	30,000.00
	Account Class Totals	131,979.03	141,225.00	138,725.00	138,725.00	138,725.00
Economic Assistance & Opportunity						
Other Economic Oppor. & Development						
6510.400-A	Econ. Assist./Veterans Svs/C.E.	600.00	600.00	600.00	600.00	600.00
6989.400-A	Community Action Program	0.00	0.00	0.00	0.00	0.00
	Account Subheading Totals	600.00	600.00	600.00	600.00	600.00
	Account Class Totals	600.00	600.00	600.00	600.00	600.00
Culture and Recreation						
Administration						
7020.100-A	Culture/Recreation/Adm./P.S.	45,491.92	43,828.00	41,855.00	41,855.00	41,855.00
7020.200-A	Culture/Recreation/Adm./Equip.	0.00	750.00	250.00	250.00	250.00
7020.400-A	Culture/Recreation/Adm./C.E.	4,105.66	6,645.00	4,500.00	4,500.00	4,500.00
	Account Subheading Totals	49,597.58	51,223.00	46,605.00	46,605.00	46,605.00
Recreation						
7110.100-A	Parks/P.S.	109,185.08	157,557.00	148,536.00	123,036.00	123,036.00
7110.200-A	Parks/Equipment	38,244.85	6,040.00	800.00	800.00	800.00
7110.210-A	Castle Point Capital Account	0.00	0.00	0.00	0.00	0.00
7110.220-A	Improvement to Airport Park	0.00	0.00	0.00	0.00	0.00
7110.400-A	Parks/C.E.	114,784.90	73,010.00	104,550.00	92,700.00	91,200.00
7140.100-A	Playgrounds & Rec. Ctr./P.S.	13,230.23	12,826.80	11,100.00	11,100.00	11,100.00
7140.400-A	Playgrounds & Rec. Ctr./ C.E.	15,329.09	10,000.00	15,200.00	15,200.00	15,200.00
7145.400-A	Joint Recreation Project	18,500.00	15,000.00	15,000.00	15,000.00	15,000.00
7180.201-A	Special Recreation Facilities/	46,812.25	0.00	0.00	0.00	0.00
7310.100-A	Youth Programs/P.S.	0.00	0.00	0.00	0.00	0.00
7310.200-A	Youth Programs/Equipment	0.00	0.00	0.00	0.00	0.00
7310.400-A	Youth Programs/C.E.	0.00	0.00	0.00	0.00	0.00
	Account Subheading Totals	356,086.40	274,433.80	295,186.00	257,836.00	256,336.00
Culture						
7510.100-A	Historian/P.S.	0.00	0.00	0.00	0.00	0.00
7510.400-A	Historian/C.E.	0.00	0.00	0.00	0.00	0.00
7550.400-A	Celebrations/C.E./	21,624.20	12,000.00	15,000.00	15,000.00	15,000.00
	Account Subheading Totals	21,624.20	12,000.00	15,000.00	15,000.00	15,000.00
Adult Activities						
7610.400-A	Dial-A-Ride	44,491.24	44,446.00	55,560.00	55,560.00	55,560.00
7620.100-A	Senior Citizen Director/P.S.	47,696.49	44,278.20	45,550.00	45,550.00	45,550.00

Town of Wappinger

Budget Worksheets Summary

Account	Account Name	2010 Actual	2011 Approved Budget	2012 Tentative Budget	2012 Preliminary Budget	2012 Final Budget
7620.200-A	Adult Recreation/Equipment	0.00	500.00	350.00	250.00	250.00
7620.400-A	Adult Recreation/C.E.	15,062.84	17,225.00	16,220.00	16,220.00	16,220.00
	Account Subheading Totals	107,250.57	106,449.20	117,680.00	117,580.00	117,580.00
	Account Class Total	534,558.75	444,106.00	474,471.00	437,021.00	435,521.00
Home and Community Services						
General Environment						
8020.400-A	Planning - C.E	0.00	0.00	0.00	0.00	0.00
8090.100-A	Environmental Control/P.S.	0.00	0.00	0.00	0.00	0.00
8090.400-A	Environmental Control/C.E.	0.00	0.00	0.00	0.00	0.00
	Account Subheading Totals	0.00	0.00	0.00	0.00	0.00
Sanitation						
8160.100-A	Recycle Personnel Svce	38,285.23	32,000.00	32,000.00	32,000.00	32,000.00
8160.400-A	Refuse and Garbage	33,524.80	42,500.00	42,500.00	42,500.00	42,500.00
8162.100-A	Recycle/P.S.	0.00	0.00	0.00	0.00	0.00
8162.400-A	Recycle/C.E.	192,230.00	147,000.00	167,000.00	167,000.00	167,000.00
	Account Subheading Totals	264,040.03	221,500.00	241,500.00	241,500.00	241,500.00
Community Environment						
8510.400-A	Community Beautification	3,997.19	0.00	0.00	0.00	0.00
	Account Subheading Totals	3,997.19	0.00	0.00	0.00	0.00
Special Services						
8810.400-A	Cemeteries	0.00	0.00	0.00	0.00	0.00
	Account Subheading Totals	0.00	0.00	0.00	0.00	0.00
	Account Class Totals	268,037.22	221,500.00	241,500.00	241,500.00	241,500.00
Undistributed						
Employee Benefits						
9010.800-A	State Retirement	114,235.03	144,000.00	155,855.00	155,855.00	157,263.00
9030.800-A	Social Security	73,233.91	86,325.00	75,000.00	75,000.00	75,000.00
9035.800-A	Medicare	16,440.17	20,157.00	18,000.00	18,000.00	18,000.00
9040.800-A	Workers Compensation	10,745.74	31,531.00	11,000.00	11,000.00	11,000.00
9045.800-A	Life Insurance	2,836.40	3,950.00	3,000.00	3,000.00	3,000.00
9050.800-A	Unemployment Insurance	30,999.30	46,600.00	38,000.00	38,000.00	38,000.00
9055.800-A	Disability Insurance	(179.48)	3,000.00	200.00	200.00	200.00
9060.800-A	Hospital & Medical Insurance	235,607.48	275,000.00	367,666.00	367,666.00	386,282.00
9089.800-A	Drug/Alcoholic Assist. Program	1,997.84	2,400.00	1,300.00	1,300.00	1,300.00
	Account Subheading Totals	485,916.39	612,963.00	670,021.00	670,021.00	690,045.00
Debt Services						
9710.600-A	Serial Bonds/Principal	303,055.86	335,761.00	365,006.00	365,006.00	365,006.00
9710.700-A	Serial Bonds/Interest	209,284.07	178,651.00	139,586.00	139,586.00	139,586.00
9730.600-A	BAN Principal	115,000.00	10,000.00	14,000.00	14,000.00	14,000.00
9730.700-A	BAN Interest	2,576.50	972.00	2,279.00	2,279.00	2,279.00
9750.700-A	Budget Note/ Interest	285.07	0.00	0.00	0.00	0.00
	Account Subheading Totals	630,201.50	525,384.00	520,871.00	520,871.00	520,871.00
Interfund Transfers						
9901.900-A	Transfers to Other Funds	9.72	0.00	0.00	0.00	0.00
9950.900-A	Transfer to Capital Projects	0.00	0.00	0.00	0.00	0.00
	Account Subheading Totals	9.72	0.00	0.00	0.00	0.00
	Account Class Totals	1,116,127.61	1,138,347.00	1,190,892.00	1,190,892.00	1,210,916.00
	TOTAL EXPENDITURES	3,621,777.28	4,082,617.00	3,950,620.00	3,932,859.00	3,944,786.00

Town of Wappinger

Budget Worksheets Summary

Account	Account Name	2010 Actual	2011 Approved Budget	2012 Tentative Budget	2012 Preliminary Budget	2012 Final Budget
WAPPINGER AMBULANCE DISTRICT						
REVENUE						
Real Property Taxes and Tax Items						
1001.000-AM	Real Property Taxes	395,000.00	395,000.00	395,000.00	395,000.00	395,000.00
1081.000-AM	Other Payments Lieu of Taxes	0.00	0.00	0.00	0.00	0.00
	Account Subheading Totals	395,000.00	395,000.00	395,000.00	395,000.00	395,000.00
Use of Money and Property						
2401.000-AM	Interest and Earnings	302.55	0.00	0.00	0.00	0.00
	Account Subheading Totals	302.55	0.00	0.00	0.00	0.00
Miscellaneous						
2701.000-A	Refund Prior Yrs. Expenditures	0.00	0.00	0.00	0.00	0.00
	Account Subheading Totals	0.00	0.00	0.00	0.00	0.00
	TOTAL REVENUE	395,302.55	395,000.00	395,000.00	395,000.00	395,000.00
HEALTH						
Other Health						
1930.000-AM	Judgments/Claims (Tax Certs)	0.00	0.00	0.00	0.00	0.00
4540.100-AM	Ambulance/P.S.	0.00	0.00	0.00	0.00	0.00
4540.200-AM	Ambulance/Equipment	0.00	0.00	0.00	0.00	0.00
4540.400-AM	Ambulance/C.E.	394,999.92	395,000.00	395,000.00	395,000.00	395,000.00
9030.800-AM	Social Security	0.00	0.00	0.00	0.00	0.00
9035.800-AM	Medicare	0.00	0.00	0.00	0.00	0.00
9040.800-AM	Workers Compensation	0.00	0.00	0.00	0.00	0.00
	Account Subheading Totals	394,999.92	395,000.00	395,000.00	395,000.00	395,000.00
	TOTAL EXPENDITURES	394,999.92	395,000.00	395,000.00	395,000.00	395,000.00

Town of Wappinger
Budget Worksheets Summary

Account	Account Name	2010 Actual	2011 Approved Budget	2012 Tentative Budget	2012 Preliminary Budget	2012 Final Budget
GENERAL FUND - PART-TOWN (OUTSIDE VILLAGE)						
REVENUE						
Real Property Taxes and Tax Items						
1001.000-B	Real Property Taxes	0.00	0.00	0.00	0.00	0.00
	Account Subheading Totals	0.00	0.00	0.00	0.00	0.00
Non-Property Taxes						
1120.000-B	Non-Prop. Tax Dist. by County	951,448.01	675,531.00	475,794.00	484,094.00	489,550.00
1170.000-B	CATV Franchise	295,829.99	290,000.00	290,000.00	290,000.00	290,000.00
1171.000-B	Verizon Franchise	82,064.23	54,000.00	102,000.00	102,000.00	102,000.00
	Account Subheading Totals	1,329,342.23	1,019,531.00	867,794.00	876,094.00	881,550.00
General Government						
1256.000-B	Revenues Coll./Spec. to Bid	0.00	0.00	0.00	0.00	0.00
	Account Subheading Totals	0.00	0.00	0.00	0.00	0.00
Public Safety						
1560.000-B	Safety Inspection Fees	37,650.00	25,000.00	31,000.00	31,000.00	31,000.00
	Account Subheading Totals	37,650.00	25,000.00	31,000.00	31,000.00	31,000.00
Culture and Recreation						
2001.000-B	Park & Recreation Charges	43,870.00	78,147.00	65,000.00	65,000.00	65,000.00
2070.000-B	Recreation Fees	16,515.00	0.00	0.00	0.00	0.00
2089.000-B	Other Culture & Rec. Income	1,000.00	0.00	0.00	0.00	0.00
	Account Subheading Totals	61,385.00	78,147.00	65,000.00	65,000.00	65,000.00
Home and Community Services						
2110.000-B	Zoning Fees	10,363.00	8,000.00	10,000.00	10,000.00	10,000.00
2112.000-B	Zoning Bd. of Appeals	4,750.00	4,000.00	4,000.00	4,000.00	4,000.00
2114.000-B	Sub-division Inspection Fees	0.00	0.00	0.00	0.00	0.00
2115.000-B	Planning Board Fees	162,441.16	50,000.00	45,000.00	45,000.00	45,000.00
2130.000-B	Refuse & Garbage Charges	0.00	0.00	0.00	0.00	0.00
2131.000-B	Recycle Center Fees	0.00	0.00	0.00	0.00	0.00
2193.000-B	Drainage Fee (MS4 Permits)	600.00	3,000.00	1,000.00	1,000.00	1,000.00
	Account Subheading Totals	178,154.16	65,000.00	60,000.00	60,000.00	60,000.00
Intergovernmental Charges						
2350.000-B	Youth Rec. Svcs., Other Govt.	0.00	0.00	0.00	0.00	0.00
	Account Subheading Totals	0.00	0.00	0.00	0.00	0.00
Use of Money and Property						
2401.000-B	Interest and Earnings	989.68	500.00	500.00	500.00	500.00
	Account Subheading Totals	989.68	500.00	500.00	500.00	500.00
Licenses and Permits						
2590.000-B	Building Permits (incl. CO search)	318,111.65	200,000.00	316,000.00	250,000.00	250,000.00
	Account Subheading Totals	318,111.65	200,000.00	316,000.00	250,000.00	250,000.00
Sale of Property & Compensation for Loss						
2665.000-B	Sale of Equipment	0.00	0.00	0.00	0.00	0.00
2680.000-B	Insurance Recoveries	0.00	0.00	0.00	0.00	0.00
	Account Subheading Totals	0.00	0.00	0.00	0.00	0.00
Miscellaneous						
2701.000-B	Refund Pr. Yr. Expenditures	1,799.34	0.00	0.00	0.00	0.00
2705.000-B	Gifts and Donations	0.00	0.00	0.00	0.00	0.00
2706.000-B	Gifts and Donations-Greenway	0.00	0.00	0.00	0.00	0.00
2710.000-B	Premium on BAN/Bonds	0.00	0.00	0.00	0.00	0.00
2770.000-B	Miscellaneous	0.00	0.00	0.00	0.00	0.00
2771.000-B	Recycle Revenue from County	0.00	0.00	0.00	0.00	0.00
	Account Subheading Totals	1,799.34	0.00	0.00	0.00	0.00

Town of Wappinger
Budget Worksheets Summary

Account	Account Name	2010 Actual	2011 Approved Budget	2012 Tentative Budget	2012 Preliminary Budget	2012 Final Budget
State Aid						
3001.000-B	State Rev. Sharing/Per Cap.	0.00	0.00	0.00	0.00	0.00
3089.000-B	Other State Aid	0.00	0.00	0.00	0.00	0.00
3090.000-B	State of NY Disaster Relief	0.00	0.00	0.00	0.00	0.00
3389.000-B	Building & Fire Code	0.00	0.00	0.00	0.00	0.00
3502.000-B	SHIPS Program	0.00	0.00	0.00	0.00	0.00
3820.000-B	Youth Programs	0.00	0.00	0.00	0.00	0.00
	Account Subheading Totals	0.00	0.00	0.00	0.00	0.00
Federal Aid						
4960.000-B	Federal Disaster Assistance	0.00	0.00	0.00	0.00	0.00
	Account Subheading Totals	0.00	0.00	0.00	0.00	0.00
Interfund Transfers						
5031.000-B	Interfund Transfers	50,000.00	0.00	0.00	0.00	0.00
5710.000-B	Proceeds From Bonds	0.00	0.00	0.00	0.00	0.00
5731.000-B	BAN's Redeemed from Appropriations	0.00	0.00	0.00	0.00	0.00
	Account Subheading Totals	50,000.00	0.00	0.00	0.00	0.00
	TOTAL REVENUES	1,977,432.06	1,388,178.00	1,340,294.00	1,282,594.00	1,288,050.00
EXPENDITURE						
GENERAL GOVERNMENTAL SUPPORT						
Finance						
1380.400-B	Coupon Fees	0.00	0.00	400.00	400.00	400.00
	Account Subheading Totals	0.00	0.00	400.00	400.00	400.00
Staff						
1420.400-B	Attorney	98,906.26	125,000.00	125,000.00	125,000.00	125,000.00
1420.450-B	Fiscal Advisor	0.00	0.00	0.00	0.00	0.00
1420.460-B	Attorney - Litigation	0.00	45,000.00	45,000.00	45,000.00	45,000.00
1430.400-B	Personnel/Contractual	0.00	0.00	0.00	0.00	0.00
1440.400-B	Engineer	62,221.00	50,000.00	26,738.00	26,738.00	26,738.00
	Account Subheading Totals	161,127.26	220,000.00	196,738.00	196,738.00	196,738.00
Central Communication						
1650.200-B	Equipment	349.95	0.00	0.00	0.00	0.00
1650.400-B	Contractual	7,172.67	0.00	1,000.00	1,000.00	1,000.00
	Account Subheading Totals	7,522.62	0.00	1,000.00	1,000.00	1,000.00
Special Items						
1910.400-B	Unallocated Insurance	0.00	0.00	0.00	0.00	0.00
1930.400-B	Judgments and Claims	0.00	0.00	0.00	0.00	0.00
1940.400-B	Purchase of Land	0.00	0.00	0.00	0.00	0.00
1980.400-B	MTA payroll tax	1,260.17	1,600.00	1,600.00	1,600.00	1,600.00
1990.400-B	Contingent Account	0.00	25,000.00	10,000.00	10,000.00	10,000.00
	Account Subheading Totals	1,260.17	26,600.00	11,600.00	11,600.00	11,600.00
	Account Class Totals	169,910.05	246,600.00	209,738.00	209,738.00	209,738.00
PUBLIC SAFETY						
Law Enforcement						
3120.100-B	Vandalism Patrol/P.S.	4,977.30	5,500.00	5,500.00	5,500.00	5,500.00
3120.200-B	Vandalism Patrol/Equipment	0.00	0.00	0.00	9,000.00	9,000.00
3120.400-B	Vandalism Patrol/C.E.	183,420.95	126,100.00	185,000.00	150,000.00	150,000.00
	Account Subheading Totals	188,398.25	131,600.00	190,500.00	164,500.00	164,500.00
Fire Prevention and Control						
3410.100-B	Fire Prevention/P.S.	55,238.11	55,548.00	55,548.00	55,548.00	55,548.00
3410.200-B	Fire Prevention/Equipment	0.00	825.00	750.00	750.00	750.00

Town of Wappinger

Budget Worksheets Summary

Account	Account Name	2010 Actual	2011 Approved Budget	2012 Tentative Budget	2012 Preliminary Budget	2012 Final Budget
3410.400-B	Fire Prevention/C.E.	4,760.39	5,450.00	6,150.00	6,150.00	6,150.00
	Account Subheading Totals	59,998.50	61,823.00	62,448.00	62,448.00	62,448.00
Other Protection						
3620.100-B	Code Enf./P.S.	158,083.00	136,672.00	156,266.00	121,066.00	121,066.00
3620.200-B	Code Enf./Equipment	645.58	9,100.00	500.00	500.00	500.00
3620.400-B	Code Enf./C.E.	17,392.65	17,100.00	16,950.00	16,950.00	16,950.00
3645.400-B	Auxiliary Police	0.00	0.00	0.00	0.00	0.00
	Account Subheading Totals	176,121.23	162,872.00	173,716.00	138,516.00	138,516.00
	Account Class Totals	424,517.98	356,295.00	426,664.00	365,464.00	365,464.00
TRANSPORTATION						
Highway						
5182.400-B	Street Lighting	32,579.11	22,000.00	32,000.00	32,000.00	32,000.00
	Account Class Totals	32,579.11	22,000.00	32,000.00	32,000.00	32,000.00
ECONOMIC ASSISTANCE & OPPORTUNITY						
Economic Development						
6410.400-B	Printing & Advertising	6,258.82	4,500.00	5,000.00	5,000.00	5,000.00
6510.400-B	Empire Zone	19,500.00	19,500.00	19,500.00	19,500.00	19,500.00
	Account Class Totals	25,758.82	24,000.00	24,500.00	24,500.00	24,500.00
CULTURE AND RECREATION						
Recreation						
7310.100-B	Youth Programs/P.S.	75,078.50	81,050.00	70,800.00	70,800.00	70,800.00
7310.200-B	Youth Programs/Equipment	0.00	4,000.00	500.00	500.00	500.00
7310.400-B	Youth Programs/C.E.	38,241.81	24,400.00	21,950.00	21,950.00	21,950.00
	Account Subheading Totals	113,320.31	109,450.00	93,250.00	93,250.00	93,250.00
Culture						
7550.400-B	Celebrations	1,254.61	1,000.00	1,500.00	1,500.00	1,500.00
	Account Subheading Totals	1,254.61	1,000.00	1,500.00	1,500.00	1,500.00
	Account Class Totals	114,574.92	110,450.00	94,750.00	94,750.00	94,750.00
HOME AND COMMUNITY SERVICES						
General Environment						
8010.100-B	Zoning Bd. of Appeals/P.S.	11,012.28	19,922.00	21,384.00	21,384.00	21,384.00
8010.200-B	Zoning Bd. of Appeals/Equip.	0.00	0.00	0.00	0.00	0.00
8010.400-B	Zoning Bd. of Appeals/C.E.	253.50	2,750.00	2,420.00	2,420.00	2,420.00
8015.100-B	Zoning Dept./P.S.	41,564.95	44,000.00	46,600.00	50,100.00	50,100.00
8015.200-B	Zoning Dept./Equipment	0.00	300.00	300.00	300.00	300.00
8015.400-B	Zoning Dept./C.E.	1,887.00	1,500.00	3,800.00	3,800.00	3,800.00
8020.100-B	Planning Dept./P.S.	12,358.55	22,221.00	20,884.00	20,884.00	20,884.00
8020.200-B	Planning Dept./Equipment	0.00	750.00	100.00	100.00	100.00
8020.400-B	Planning Dept./C.E.	94,035.39	26,750.00	66,400.00	66,400.00	66,400.00
8025.400-B	Sub-Division Inspection Fee	0.00	0.00	0.00	0.00	0.00
8090.400-B	Environmental Control	0.00	0.00	0.00	0.00	0.00
	Account Subheading Totals	161,111.67	118,193.00	161,888.00	165,388.00	165,388.00
Sanitation						
8160.100-B	Refuse & Garbage/P.S.	0.00	0.00	0.00	0.00	0.00
8160.400-B	Refuse & Garbage/P.S.	62,911.24	0.00	0.00	0.00	0.00
8160.410-B	Joint Landfill/C.E.	9,012.78	8,532.00	9,000.00	9,000.00	9,000.00
8160.420-B	Castle Point Landfill/C.E.	3,942.25	4,500.00	4,000.00	4,000.00	4,000.00
8162.100-B	Recycle/P.S.	0.00	0.00	0.00	0.00	0.00
8162.200-B	Recycle/Equipment	0.00	0.00	0.00	0.00	0.00

Town of Wappinger

Budget Worksheets Summary

Account	Account Name	2010 Actual	2011 Approved Budget	2012 Tentative Budget	2012 Preliminary Budget	2012 Final Budget
8162.400-B	Recycle/C.E.	0.00	0.00	0.00	0.00	0.00
	Account Subheading Totals	75,866.27	13,032.00	13,000.00	13,000.00	13,000.00
Community Environment						
8510.400-B	Community Beautification	0.00	0.00	0.00	0.00	0.00
	Account Subheading Totals	0.00	0.00	0.00	0.00	0.00
Natural Resources						
8760.400-B	Emergency Disaster Work	0.00	0.00	0.00	0.00	0.00
	Account Subheading Totals	0.00	0.00	0.00	0.00	0.00
	Account Class Totals	236,977.94	131,225.00	174,888.00	178,388.00	178,388.00
UNDISTRIBUTED						
Employee Benefits						
9010.800-B	State Retirement	39,076.02	47,000.00	50,822.00	50,822.00	51,281.00
9015.800-B	Fire & Police Retirement	0.00	0.00	0.00	0.00	0.00
9030.800-B	Social Security	23,117.47	32,500.00	28,000.00	28,000.00	28,000.00
9035.800-B	Medicare	5,406.33	7,600.00	7,000.00	7,000.00	7,000.00
9040.800-B	Workers Compensation	19,668.55	17,900.00	11,000.00	11,000.00	11,000.00
9045.800-B	Life Insurance	871.18	1,500.00	950.00	950.00	950.00
9050.800-B	Unemployment Insurance	5,275.64	3,500.00	8,000.00	8,000.00	8,000.00
9055.800-B	Disability Insurance	360.72	1,250.00	200.00	200.00	200.00
9060.800-B	Hospital & Medical Insurance	55,321.26	68,000.00	75,260.00	75,260.00	80,257.00
9089.800-B	Drug & Alcohol Program	1,205.00	500.00	1,300.00	1,300.00	1,300.00
	Account Subheading Totals	150,302.17	179,750.00	182,532.00	182,532.00	187,988.00
Debt Services						
9710.600-B	Serial Bonds/Principal	178,141.99	194,655.00	79,703.00	79,703.00	79,703.00
9710.700-B	Serial Bonds/Interest	73,408.69	46,583.00	39,557.00	39,557.00	39,557.00
9730.600-B	B.A.N. Principal	75,000.00	75,000.00	75,000.00	75,000.00	75,000.00
9730.700-B	B.A.N. Interest	3,825.00	1,620.00	962.00	962.00	962.00
9740.600-B	Capital Notes/Principal	0.00	0.00	0.00	0.00	0.00
9740.700-B	Capital Notes/Interest	0.00	0.00	0.00	0.00	0.00
	Account Subheading Totals	330,375.68	317,858.00	195,222.00	195,222.00	195,222.00
Interfund Transfers						
9901.900-B	Transfer to Other Funds (DB)	0.00	190,000.00	0.00	0.00	0.00
9950.900-B	Transfer to Capital Projects	0.00	0.00	0.00	0.00	0.00
	Account Subheading Totals	0.00	190,000.00	0.00	0.00	0.00
	Account Class Totals	480,677.85	687,608.00	377,754.00	377,754.00	383,210.00
	TOTAL EXPENDITURES	1,484,996.67	1,578,178.00	1,340,294.00	1,282,594.00	1,288,050.00

Town of Wappinger

Budget Worksheets Summary

Account	Account Name	2010 Actual	2011 Approved Budget	2012 Tentative Budget	2012 Preliminary Budget	2012 Final Budget
HIGHWAY FUND						
REVENUE						
Real Property Taxes & Tax Items						
1001.000-DB	Real Property Taxes	2,021,356.92	2,077,580.00	2,125,320.00	2,064,263.00	2,084,363.00
1120.000-DB	Non PRP dist by Cnty	305,000.00	525,000.00	654,849.00	715,906.00	710,450.00
	Account Subheading Totals	2,326,356.92	2,602,580.00	2,780,169.00	2,780,169.00	2,794,813.00
Intergovernmental Charges						
2300.000-DB	Trans. Svcs.-Other Govts.	0.00	2,800.00	0.00	0.00	0.00
	Account Subheading Totals	0.00	2,800.00	0.00	0.00	0.00
Use of Money and Property						
2401.000-DB	Interest & Earnings	1,191.70	800.00	1,000.00	1,000.00	1,000.00
	Account Subheading Totals	1,191.70	800.00	1,000.00	1,000.00	1,000.00
Sale of Property & Compensation for Loss						
2665.000-DB	Sale of Equipment	0.00	0.00	0.00	0.00	0.00
2680.000-DB	Insurance Recoveries	1,807.86	0.00	0.00	0.00	0.00
2691.000-DB	Other Compensation for Loss	0.00	0.00	0.00	0.00	0.00
	Account Subheading Totals	1,807.86	0.00	0.00	0.00	0.00
Miscellaneous						
2701.000-DB	Refund Prior Yrs. Expenditures	0.00	0.00	0.00	0.00	0.00
2770.000-DB	Miscellaneous Revenues	836.00	0.00	0.00	0.00	0.00
	Account Subheading Totals	836.00	0.00	0.00	0.00	0.00
State Aid						
3090.000-DB	State of NY Disaster Relief	0.00	0.00	0.00	0.00	0.00
3501.000-DB	Consolidated Highway Aid	152,757.62	150,000.00	150,000.00	150,000.00	150,000.00
3502.000-DB	SHIPS Program	0.00	0.00	0.00	0.00	0.00
3505.000-DB	Multi-Modal Transportation Program	0.00	0.00	0.00	0.00	0.00
3960.000-DB	State Disaster Assistance	0.00	0.00	0.00	0.00	0.00
	Account Subheading Totals	152,757.62	150,000.00	150,000.00	150,000.00	150,000.00
Federal Aid						
4910.000-DB	Federal Aid Community Dev.	0.00	0.00	0.00	0.00	0.00
4960.000-DB	Federal Disaster Assistance	0.00	0.00	0.00	0.00	0.00
	Account Subheading Totals	0.00	0.00	0.00	0.00	0.00
Interfund Transfers						
5031.000-DB	Interfund Transfers from B Fund	0.00	0.00	0.00	0.00	0.00
	Account Subheading Totals	0.00	0.00	0.00	0.00	0.00
	TOTAL REVENUES	2,482,950.10	2,756,180.00	2,931,169.00	2,931,169.00	2,945,813.00
EXPENDITURE						
GENERAL GOVERNMENTAL SUPPORT						
Staff						
1380.400-DB	Fiscal Agents Fees	0.00	0.00	33,000.00	33,000.00	33,000.00
1420.400-DB	Attorney	6,572.29	7,500.00	0.00	0.00	0.00
1430.400-DB	Fiscal Advisor	0.00	0.00	0.00	0.00	0.00
1440.400-DB	Engineer	27,751.45	7,500.00	53,475.00	53,475.00	53,475.00
	Account Subheading Totals	34,323.74	15,000.00	86,475.00	86,475.00	86,475.00
Special Items						
1910.400-DB	Unallocated Insurance	31,454.43	40,000.00	32,000.00	32,000.00	32,000.00
1930.400-DB	Judgment and Claims	0.00	0.00	0.00	0.00	0.00
1980.400-DB	MTA Payroll Tax	3,261.25	3,400.00	3,400.00	3,400.00	3,400.00
1990.400-DB	Contingent Account	0.00	61,000.00	0.00	0.00	0.00
	Account Subheading Totals	34,715.68	104,400.00	35,400.00	35,400.00	35,400.00

Town of Wappinger

Budget Worksheets Summary

Account	Account Name	2010 Actual	2011 Approved Budget	2012 Tentative Budget	2012 Preliminary Budget	2012 Final Budget
Account Class Totals		69,039.42	119,400.00	121,875.00	121,875.00	121,875.00
TRANSPORTATION						
5110.100-DB	General Repairs/P.S.	833,337.03	809,000.00	888,383.00	888,383.00	888,383.00
5110.400-DB	General Repairs/C.E.	97,908.95	141,920.00	137,014.00	137,014.00	137,014.00
5112.100-DB	Improvements-CHIPS Prog./P.S.	0.00	0.00	0.00	0.00	0.00
5112.400-DB	Improvements-CHIPS Program	152,757.62	150,000.00	150,000.00	150,000.00	150,000.00
5112.410-DB	Improvement-SHIPS Program	0.00	0.00	0.00	0.00	0.00
5130.100-DB	Machinery/P.S.	60,204.09	40,000.00	61,950.00	61,950.00	61,950.00
5130.200-DB	Machinery/Equipment	5,741.67	0.00	10,000.00	10,000.00	10,000.00
5130.400-DB	Machinery/C.E.	91,769.62	95,000.00	95,000.00	95,000.00	95,000.00
5132.400-DB	Garage/C.E.-Oil	79,526.80	65,000.00	90,000.00	90,000.00	90,000.00
5140.100-DB	Miscellaneous/Brush Weeds/P.S.	10,861.30	16,000.00	16,520.00	16,520.00	16,520.00
5140.400-DB	Miscellaneous/Brush Weeds/C.E.	12,255.00	15,000.00	15,000.00	15,000.00	15,000.00
5142.100-DB	Snow Removal Town Hwy./P.S.	70,594.65	76,000.00	78,470.00	78,470.00	78,470.00
5142.400-DB	Snow Removal Town Hwy./C.E.	349,930.83	557,500.00	400,000.00	400,000.00	400,000.00
Account Subheading Totals		1,764,887.56	1,965,420.00	1,942,337.00	1,942,337.00	1,942,337.00
ACCOUNT CLASS TOTALS		1,764,887.56	1,965,420.00	1,942,337.00	1,942,337.00	1,942,337.00
UNDISTRIBUTED						
Employee Benefits						
9010.800-DB	State Retirement	95,025.96	122,000.00	132,138.00	132,138.00	133,331.00
9030.800-DB	Social Security	59,608.42	60,000.00	60,000.00	60,000.00	60,000.00
9035.800-DB	Medicare	13,940.86	15,000.00	15,000.00	15,000.00	15,000.00
9040.800-DB	Workers Compensation	82,145.08	78,000.00	82,000.00	82,000.00	82,000.00
9045.800-DB	Life Insurance	1,823.40	2,500.00	1,900.00	1,900.00	2,000.00
9050.800-DB	Unemployment Insurance	0.00	5,700.00	3,500.00	3,500.00	3,500.00
9055.800-DB	Disability Insurance	961.92	1,700.00	1,000.00	1,000.00	1,000.00
9060.800-DB	Hospital & Medical Insurance	243,096.79	286,000.00	295,000.00	295,000.00	308,351.00
9089.800-DB	Drug & Alcohol Asst	4,246.00	2,600.00	2,000.00	2,000.00	2,000.00
Account Subheading Totals		500,848.43	573,500.00	592,538.00	592,538.00	607,182.00
Debt Services						
9710.600-DB	Serial Bonds/Principal	116,040.54	139,018.00	143,467.00	143,467.00	143,467.00
9710.700-DB	Serial Bonds/Interest	147,345.25	124,522.00	118,929.00	118,929.00	118,929.00
9730.600-DB	B.A.N. Principal	0.00	20,000.00	0.00	0.00	0.00
9730.700-DB	B.A.N. Interest	1,875.00	4,320.00	12,023.00	12,023.00	12,023.00
Account Subheading Totals		265,260.79	287,860.00	274,419.00	274,419.00	274,419.00
Interfund Transfers						
9901.900-DB	Transfers to Other Funds	50,000.00	0.00	0.00	0.00	0.00
9950.900-DB	Transfer to Capital Project	0.00	0.00	0.00	0.00	0.00
Account Subheading Totals		50,000.00	0.00	0.00	0.00	0.00
ACCOUNT CLASS TOTALS		816,109.22	861,360.00	866,957.00	866,957.00	881,601.00
TOTAL EXPENDITURES		2,650,036.20	2,946,180.00	2,931,169.00	2,931,169.00	2,945,813.00

Town of Wappinger

Budget Worksheets Summary

Account	Account Name	2010 Actual	2011 Approved Budget	2012 Tentative Budget	2012 Preliminary Budget	2012 Final Budget
LIGHT DISTRICTS						
CAMELI LIGHT DISTRICT						
REVENUE						
Real Property Taxes & Tax Items						
1001.000-LC	Real Property Taxes	775.00	775.00	1,024.00	1,024.00	1,024.00
	Account Subheading Totals	775.00	775.00	1,024.00	1,024.00	1,024.00
Use of Money and Property						
2401.000-LC	Interest and Earnings	7.25	0.00	0.00	0.00	0.00
	Account Subheading Totals	7.25	0.00	0.00	0.00	0.00
	TOTAL REVENUES	782.25	775.00	1,024.00	1,024.00	1,024.00
TRANSPORTATION						
Highway						
5182.400-LC	Street Lighting	908.33	775.00	1,024.00	1,024.00	1,024.00
	Account Subheading Totals	908.33	775.00	1,024.00	1,024.00	1,024.00
	TOTAL EXPENDITURES	908.33	775.00	1,024.00	1,024.00	1,024.00

Town of Wappinger

Budget Worksheets Summary

Account	Account Name	2010 Actual	2011 Approved Budget	2012 Tentative Budget	2012 Preliminary Budget	2012 Final Budget
CHELSEA LIGHT DISTRICT						
REVENUE						
Real Property Taxes & Tax Items						
1001-000-LD	Real Property Taxes	9,625.00	9,625.00	10,506.00	10,506.00	10,506.00
	Account Subheading Totals	9,625.00	9,625.00	10,506.00	10,506.00	10,506.00
Use of Money and Property						
2401.000-LD	Interest and Earnings	40.97	0.00	0.00	0.00	0.00
	Account Subheading Totals	40.97	0.00	0.00	0.00	0.00
	TOTAL REVENUE	9,665.97	9,625.00	10,506.00	10,506.00	10,506.00
TRANSPORTATION						
Highway						
5182.400-LD	Street Lighting	10,265.30	9,625.00	10,506.00	10,506.00	10,506.00
	Account Subheading Totals	10,265.30	9,625.00	10,506.00	10,506.00	10,506.00
	TOTAL EXPENDITURES	10,265.30	9,625.00	10,506.00	10,506.00	10,506.00

Town of Wappinger

Budget Worksheets Summary

Account	Account Name	2010 Actual	2011 Approved Budget	2012 Tentative Budget	2012 Preliminary Budget	2012 Final Budget
HUGHSONVILLE LIGHT DISTRICT						
REVENUE						
Real Property Taxes & Tax Items						
1001.000-LH	Real Property Taxes	29,980.00	33,980.00	35,679.00	35,679.00	35,679.00
	Account Subheading Totals	29,980.00	33,980.00	35,679.00	35,679.00	35,679.00
Use of Money and Property						
2401.000-LH	Interest and Earnings	142.61	0.00	0.00	0.00	0.00
	Account Subheading Totals	142.61	0.00	0.00	0.00	0.00
	TOTAL REVENUE	30,122.61	33,980.00	35,679.00	35,679.00	35,679.00
TRANSPORTATION						
GENERAL GOVERNMENT SUPPORT						
Staff						
1420.400-LH	Attorney	1,031.50	-	0.00	0.00	0.00
	Account Subheading Totals	1,031.50	0.00	0.00	0.00	0.00
Highway						
5182.400-LH	Street Lighting	29,624.31	33,980.00	35,679.00	35,679.00	35,679.00
	Account Subheading Totals	29,624.31	33,980.00	35,679.00	35,679.00	35,679.00
	TOTAL EXPENDITURES	30,655.81	33,980.00	35,679.00	35,679.00	35,679.00

Town of Wappinger
Budget Worksheets Summary

Account	Account Name	2010 Actual	2011 Approved Budget	2012 Tentative Budget	2012 Preliminary Budget	2012 Final Budget
SEWER IMPROVEMENT #5 DISTRICT						
REVENUE						
Real Property Taxes & Tax Items						
1011.000-SC	Real Property Taxes	0.00	0.00	0.00	0.00	0.00
	Account Subheading Totals	0.00	0.00	0.00	0.00	0.00
Home and Community Services						
2120.000-SC	Sewer Rents	0.00	0.00	0.00	0.00	0.00
2128.000-SC	Interest/Penalty-Sewer Rents	0.00	0.00	0.00	0.00	0.00
2144.000-SC	Sewer Connection Charges	0.00	0.00	0.00	0.00	0.00
	Account Subheading Totals	0.00	0.00	0.00	0.00	0.00
Use of Money and Property						
2401.000-SC	Interest and Earnings	2.23	0.00	0.00	0.00	0.00
	Account Subheading Totals	2.23				
Sale of Property and Compensation for Loss						
2680.000-SC	Insurance Recoveries	0.00	0.00	0.00	0.00	0.00
	Account Subheading Totals	0.00	0.00	0.00	0.00	0.00
Miscellaneous						
2701.000-SC	Refund of Prior Yrs Expend.	0.00	0.00	0.00	0.00	0.00
	Account Subheading Totals	0.00				
Interfund Transfers						
5031.000-SC	Interfund Transfers	17,992.00	17,933.00	17,858.00	17,858.00	17,858.00
	Account Subheading Totals	17,992.00	17,933.00	17,858.00	17,858.00	17,858.00
	TOTAL REVENUE	17,994.23	17,933.00	17,858.00	17,858.00	17,858.00
EXPENDITURE						
HOME AND COMMUNITY SERVICES						
Sanitation						
1420.410-SC	Fiscal Advisor	0.00	0.00	0.00	0.00	0.00
1930.000-SC	Judge/Claims (Tax Certs)	0.00	0.00	0.00	0.00	0.00
8110.100-SC	Administration/P.S.	0.00	0.00	0.00	0.00	0.00
8110.400-SC	Administration/C.E.	0.00	0.00	0.00	0.00	0.00
	Account Subheading Totals	0.00	0.00	0.00	0.00	0.00
	Account Class Totals	0.00	0.00	0.00	0.00	0.00
UNDISTRIBUTED						
Debt Service						
9710.600-SC	Serial Bonds/Principal	7,664.06	7,988.00	8,312.00	8,312.00	8,312.00
9710.700-SC	Serial Bonds/Interest	10,327.86	9,945.00	9,546.00	9,546.00	9,546.00
9730.600-SC	B.A.N. Principal	0.00	0.00	0.00	0.00	0.00
9730.700-SC	B.A.N. Interest	0.00	0.00	0.00	0.00	0.00
9901.700-SC	Transfer to Other Funds	0.00				
	Account Subheading Totals	17,991.92	17,933.00	17,858.00	17,858.00	17,858.00
	Account Class Totals	17,991.92	17,933.00	17,858.00	17,858.00	17,858.00
	TOTAL EXPENDITURES	17,991.92	17,933.00	17,858.00	17,858.00	17,858.00

Town of Wappinger
Budget Worksheets Summary

Account	Account Name	2010 Actual	2011 Approved Budget	2012 Tentative Budget	2012 Preliminary Budget	2012 Final Budget
FLEETWOOD SEWER DISTRICT						
REVENUE						
Real Property Taxes & Tax Items						
1001.000-SF	Real Property Taxes	0.00	0.00	0.00	0.00	0.00
	Account Subheading Totals	0.00	0.00	0.00	0.00	0.00
Home and Community Services						
2120.000-SF	Sewer Rents	98,860.05	99,750.00	101,450.00	101,450.00	101,450.00
2120.000-SF	Interest/Penalty-Sewer Rents	1,303.01	0.00	0.00	0.00	0.00
2120.000-SF	Sewer Connection Charges	0.00	0.00	0.00	0.00	0.00
	Account Subheading Totals	100,163.06	99,750.00	101,450.00	101,450.00	101,450.00
Use of Money and Property						
2401.000-SF	Interest and Earnings	20.96	0.00	0.00	0.00	0.00
	Account Subheading Totals	20.96	0.00	0.00	0.00	0.00
Sale of Property & Compensation for Loss						
2680.000-SF	Insurance Recoveries	0.00	0.00	0.00	0.00	0.00
	Account Subheading Totals	0.00	0.00	0.00	0.00	0.00
Miscellaneous						
2701.000-SF	Refund Prior Years Expenditures	0.00	0.00	0.00	0.00	0.00
	Account Subheading Totals	0.00	0.00	0.00	0.00	0.00
Interfund Transfers						
5031.000-SF	Interfund Transfers	0.00	0.00	0.00	0.00	0.00
	Account Subheading Totals	0.00	0.00	0.00	0.00	0.00
	TOTAL REVENUES	100,184.02	99,750.00	101,450.00	101,450.00	101,450.00
GENERAL GOVERNMENT SUPPORT						
Staff						
1980.400-SF	MTA Payroll tax	3.70	50.00	50.00	50.00	50.00
	Account Subheading Totals	3.70	50.00	50.00	50.00	50.00
	Account Class Totals	3.70	50.00	50.00	50.00	50.00
HOME AND COMMUNITY SERVICES						
Sanitation						
8110.100-SF	Administration/P.S.	1,627.07	2,500.00	2,500.00	2,500.00	2,500.00
8110.400-SF	Administration/C.E.	693.14	900.00	900.00	900.00	900.00
8120.400-SF	Sewage Collection System	2,499.96	2,500.00	2,500.00	2,500.00	2,500.00
8130.400-SF	Sewage Treatment & Disposal	93,000.00	93,600.00	95,300.00	95,300.00	95,300.00
	Account Subheading Totals	97,820.17	99,500.00	101,200.00	101,200.00	101,200.00
	Account Class Totals	97,820.17	99,500.00	101,200.00	101,200.00	101,200.00
UNDISTRIBUTED						
Employee Benefits						
9030.800-SF	Social Security	96.54	150.00	150.00	150.00	150.00
9035.800-SF	Medicare	22.68	50.00	50.00	50.00	50.00
9060.800-SF	Hospitalization	0.00	0.00	0.00	0.00	0.00
	Account Subheading Totals	119.22	200.00	200.00	200.00	200.00

Town of Wappinger

Budget Worksheets Summary

Account	Account Name	2010 Actual	2011 Approved Budget	2012 Tentative Budget	2012 Preliminary Budget	2012 Final Budget
Debt Service						
9710.600-SF	Serial Bonds/Principal	0.00	0.00	0.00	0.00	0.00
9710.700-SF	Serial Bonds/Interest	0.00	0.00	0.00	0.00	0.00
	Account Subheading Totals	0.00	0.00	0.00	0.00	0.00
Interfund Transfers						
9950.900-SF	Transfer to Capital Project	0.00	0.00	0.00	0.00	0.00
	Account Subheading Totals	0.00	0.00	0.00	0.00	0.00
	Account Class Totals	119.22	200.00	200.00	200.00	200.00
	TOTAL EXPENDITURES	97,943.09	99,750.00	101,450.00	101,450.00	101,450.00

Town of Wappinger

Budget Worksheets Summary

Account	Account Name	2010 Actual	2011 Approved Budget	2012 Tentative Budget	2012 Preliminary Budget	2012 Final Budget
WATCH HILL SEWER DISTRICT						
REVENUE						
Real Property Taxes & Tax Items						
1001.000-SH	Real Property Taxes	0.00	0.00	0.00	0.00	0.00
1030.000-SH	Special Assessments	0.00	0.00	0.00	0.00	0.00
	Account Subheading Totals	0.00	0.00	0.00	0.00	0.00
Home and Community Services						
2120.000-SH	Sewer Rents	21,630.34	20,580.00	25,580.00	25,580.00	25,580.00
2128.000-SH	Interest/Penalty-Sewer Rents	243.76	0.00	0.00	0.00	0.00
	Account Subheading Totals	21,874.10	20,580.00	25,580.00	25,580.00	25,580.00
Use of Money and Property						
2401.000-SH	Interest and Earnings	0.18	0.00	0.00	0.00	0.00
	Account Subheading Totals	0.18	0.00	0.00	0.00	0.00
	TOTAL REVENUE	21,874.28	20,580.00	25,580.00	25,580.00	25,580.00
HOME AND COMMUNITY SERVICES						
Sanitation						
8110.100-SH	Administration/P.S.	0.38	120.00	120.00	120.00	120.00
8110.400-SH	Administration/C.E.	4,317.32	5,400.00	5,400.00	5,400.00	5,400.00
8130.400-SH	Sewage Treatment & Disposal	15,425.99	15,000.00	20,000.00	20,000.00	20,000.00
	Account Subheading Totals	19,743.69	20,520.00	25,520.00	25,520.00	25,520.00
	Account Class Totals	19,743.69	20,520.00	25,520.00	25,520.00	25,520.00
UNDISTRIBUTED						
Employee Benefits						
9030.800-SH	Social Security	0.02	50.00	50.00	50.00	50.00
9035.800-SH	Medicare	0.01	10.00	10.00	10.00	10.00
	Account Subheading Totals	0.03	60.00	60.00	60.00	60.00
Debt Service						
9710.600-SH	Serial Bonds/Principal	0.00	0.00	0.00	0.00	0.00
9701.700-SH	Serial Bonds/Interest	0.00	0.00	0.00	0.00	0.00
	Account Subheading Totals	0.00	0.00	0.00	0.00	0.00
	Account Class Totals	0.03	60.00	60.00	60.00	60.00
	TOTAL EXPENDITURES	19,743.72	20,580.00	25,580.00	25,580.00	25,580.00

Town of Wappinger
Budget Worksheets Summary

Account	Account Name	2010 Actual	2011 Approved Budget	2012 Tentative Budget	2012 Preliminary Budget	2012 Final Budget
SEWER IMPROVEMENT # 1 DISTRICT						
REVENUE						
Real Property Taxes & Tax Items						
1001.000-SI	Real Property Taxes	49,082.00	46,424.00	17,858.00	17,858.00	17,858.00
	Account Subheading Totals	49,082.00	46,424.00	17,858.00	17,858.00	17,858.00
Home and Community Services						
2120.000-SI	Sewer Rents	623,784.88	0.00	0.00	0.00	0.00
2128.000-SI	Interest/Penalty-Sewer Rents	7,006.40	0.00	0.00	0.00	0.00
2144.000-SI	Sewer Connection Charges	0.00	0.00	0.00	0.00	0.00
	Account Subheading Totals	630,791.28	0.00	0.00	0.00	0.00
Use of Money and Property						
2401.000-SI	Interest and Earnings	4.45	0.00	0.00	0.00	0.00
	Account Subheading Totals	4.45	0.00	0.00	0.00	0.00
Sale of Property and Compensation for Loss						
2680.000-SI	Insurance Recoveries	0.00	0.00	0.00	0.00	0.00
	Account Subheading Totals	0.00	0.00	0.00	0.00	0.00
Miscellaneous						
2701.000-SI	Refund of Prior Yrs. Expend.	0.00	0.00	0.00	0.00	0.00
	Account Subheading Totals	0.00	0.00	0.00	0.00	0.00
State Aid						
3960.000-SI	Emergency Disaster -State	0.00	0.00	0.00	0.00	0.00
	Account Subheading Totals	0.00	0.00	0.00	0.00	0.00
Federal Aid						
4960.000-SI	Emergency Disaster -Federal	0.00	0.00	0.00	0.00	0.00
	Account Subheading Totals	0.00	0.00	0.00	0.00	0.00
Interfund Transfers						
5031.000-SI	Interfund Transfers	0.00	0.00	0.00	0.00	0.00
	Account Subheading Totals	0.00	0.00	0.00	0.00	0.00
	TOTAL REVENUE	679,877.73	46,424.00	17,858.00	17,858.00	17,858.00
EXPENDITURE						
GENERAL GOVERNMENT SUPPORT						
Staff						
1420.400-SI	Attorney	3,695.33	0.00	0.00	0.00	0.00
1440.400-SI	Engineer	13,575.77	0.00	0.00	0.00	0.00
	Account Subheading Totals	17,271.10	0.00	0.00	0.00	0.00
	Account Class Totals	17,271.10	0.00	0.00	0.00	0.00
Special Items						
1910.400-SI	Unallocated Insurance	0.00	0.00	0.00	0.00	0.00
1930.400-SI	Judge./Claims (Tax Certs)	0.00	0.00	0.00	0.00	0.00
1980.400-SI	MTA Payroll Tax	28.74	0.00	0.00	0.00	0.00
6410.400-SI	Printing & Advertising	3,858.86	0.00	0.00	0.00	0.00
	Account Subheading Totals	3,887.60	0.00	0.00	0.00	0.00
	Account Class Totals	3,887.60	0.00	0.00	0.00	0.00
HOME AND COMMUNITY SERVICES						

Town of Wappinger

Budget Worksheets Summary

Account	Account Name	2010 Actual	2011 Approved Budget	2012 Tentative Budget	2012 Preliminary Budget	2012 Final Budget
Sanitation						
8110.100-SI	Administration/P.S.	10,922.48	0.00	0.00	0.00	0.00
8110.400-SI	Administration/C.E.	1,932.27	0.00	0.00	0.00	0.00
8120.400-SI	Sewage Collection System	294,500.04	0.00	0.00	0.00	0.00
8130.400-SI	Sewage Treatment & Disposal	201,517.10	0.00	0.00	0.00	0.00
8760.400-SI	Emergency Disaster Work	5,074.77	0.00	0.00	0.00	0.00
	Account Subheading Totals	513,946.66	0.00	0.00	0.00	0.00
	Account Class Totals	513,946.66	0.00	0.00	0.00	0.00
UNDISTRIBUTED						
Employee Benefits						
9030.800-SI	Social Security	644.20	0.00	0.00	0.00	0.00
9035.800-SI	Medicare	151.07	0.00	0.00	0.00	0.00
9060.800-SI	Hospitalization	0.00	0.00	0.00	0.00	0.00
	Account Subheading Totals	795.27	0.00	0.00	0.00	0.00
Debt Service						
9710.600-SI	Serial Bonds/Principal	28,874.88	27,395.00	0.00	0.00	0.00
9710.700-SI	Serial Bonds/Interest	2,214.66	1,096.00	0.00	0.00	0.00
9730.600-SI	B.A.N. Principal	0.00	0.00	0.00	0.00	0.00
9730.700-SI	B.A.N. Interest	0.00	0.00	0.00	0.00	0.00
	Account Subheading Totals	31,089.54	28,491.00	0.00	0.00	0.00
Interfund Transfers						
9901.900-SI	Transfers to Other Funds	177,051.63	17,933.00	17,858.00	17,858.00	17,858.00
	Account Subheading Totals	177,051.63	17,933.00	17,858.00	17,858.00	17,858.00
	Account Class Totals	208,936.44	46,424.00	17,858.00	17,858.00	17,858.00
	TOTAL EXPENDITURES	744,041.80	46,424.00	17,858.00	17,858.00	17,858.00

Town of Wappinger

Budget Worksheets Summary

Account	Account Name	2010 Actual	2011 Approved Budget	2012 Tentative Budget	2012 Preliminary Budget	2012 Final Budget
MID-POINT SEWER DISTRICT						
REVENUE						
Real Property Taxes & Tax Items						
1001.000-SM	Real Property Taxes	0.00	0.00	0.00	0.00	0.00
	Account Subheading Totals	0.00	0.00	0.00	0.00	0.00
Home and Community Services						
2120.000-SM	Sewer Rents	116,551.52	118,850.00	118,250.00	118,250.00	118,250.00
2128.000-SM	Interest/Penalty-Sewer Rents	2,866.88	0.00	0.00	0.00	0.00
	Account Subheading Totals	119,418.40	118,850.00	118,250.00	118,250.00	118,250.00
Use of Money and Property						
2401.000-SM	Interest and Earnings	72.75	0.00	0.00	0.00	0.00
	Account Subheading Totals	72.75	0.00	0.00	0.00	0.00
Miscellaneous						
2701.000-SM	Refund of Prior Yrs. Expend.	0.00	0.00	0.00	0.00	0.00
	Account Subheading Totals	0.00	0.00	0.00	0.00	0.00
Interfund Transfers						
5031.000-SM	Interfund Transfers	0.00	0.00	0.00	0.00	0.00
	Account Subheading Totals	0.00	0.00	0.00	0.00	0.00
	TOTAL REVENUE	119,491.15	118,850.00	118,250.00	118,250.00	118,250.00
EXPENDITURE						
GENERAL GOVERNMENT SUPPORT						
Special Items						
1980.400-SM	MTA Payroll Tax	2.64	50.00	50.00	50.00	50.00
	Account Subheading Totals	2.64	50.00	50.00	50.00	50.00
	Account Class Totals	2.64	50.00	50.00	50.00	50.00
HOME AND COMMUNITY SERVICES						
Sanitation						
8110.100-SM	Administration/P.S.	1,316.21	1,250.00	1,250.00	1,250.00	1,250.00
8110.400-SM	Administration/C.E.	734.23	800.00	800.00	800.00	800.00
8120.400-SM	Sewage Collection System	9,999.96	10,000.00	3,500.00	3,500.00	3,500.00
8130.400-SM	Sewage Treatment & Disposal	104,000.04	105,000.00	112,500.00	112,500.00	112,500.00
8760.400-SM	Emergency Disaster Work	1,507.50	1,600.00	0.00	0.00	0.00
	Account Subheading Totals	117,557.94	118,650.00	118,050.00	118,050.00	118,050.00
	Account Class Totals	117,557.94	118,650.00	118,050.00	118,050.00	118,050.00
UNDISTRIBUTED						
Employee Benefits						
9030.800-SM	Social Security	78.81	100.00	100.00	100.00	100.00
9035.800-SM	Medicare	18.39	50.00	50.00	50.00	50.00
9060.800-SM	Hospitalization	0.00	0.00	0.00	0.00	0.00
	Account Subheading Totals	97.20	150.00	150.00	150.00	150.00
Debt Service						
9710.600-SM	Serial Bonds/Principal	0.00	0.00	0.00	0.00	0.00
9710.700-SM	Serial Bonds/Interest	0.00	0.00	0.00	0.00	0.00
	Account Subheading Totals	0.00	0.00	0.00	0.00	0.00

Town of Wappinger

Budget Worksheets Summary

Account	Account Name	2010 Actual	2011 Approved Budget	2012 Tentative Budget	2012 Preliminary Budget	2012 Final Budget
Interfund Transfers						
9901.900-SM	Transfer to Other Funds	0.00	0.00	0.00	0.00	0.00
	Account Subheading Totals	0.00	0.00	0.00	0.00	0.00
	Account Class Totals	97.20	150.00	150.00	150.00	150.00
	TOTAL EXPENDITURES	117,657.78	118,850.00	118,250.00	118,250.00	118,250.00

Town of Wappinger
Budget Worksheets Summary

Account	Account Name	2010 Actual	2011 Approved Budget	2012 Tentative Budget	2012 Preliminary Budget	2012 Final Budget
WAPPINGER SEWER TRANS/TREAT # 1						
REVENUE						
Real Property Taxes & Tax Items						
1001.000-SP	Real Property Taxes	779,531.00	779,531.00	780,202.00	780,202.00	780,202.00
	Account Subheading Totals	779,531.00	779,531.00	780,202.00	780,202.00	780,202.00
Use of Money and Property						
2401.000-SP	Interest and Earnings	208.68	0.00	0.00	0.00	0.00
2402.000-SP	Interest Subsidy	75,828.67	75,204.00	47,451.00	47,451.00	47,451.00
2403.000-SP	Accrued Interest	0.00	0.00	0.00	0.00	0.00
2404.000-SP	Debt Service Earnings	0.00	0.00	0.00	0.00	0.00
2405.000-SP	Construction Earnings	0.00	0.00	0.00	0.00	0.00
	Account Subheading Totals	76,037.35	75,204.00	47,451.00	47,451.00	47,451.00
Miscellaneous						
2701.000-SP	Refund Pr. Years Expenditure	0.00	0.00	0.00	0.00	0.00
	Account Subheading Totals	0.00	0.00	0.00	0.00	0.00
Interfund Transfers						
5031.000-SP	Interfund Revenues	0.00	0.00	0.00	0.00	0.00
	Account Subheading Totals	0.00	0.00	0.00	0.00	0.00
	TOTAL REVENUE	855,568.35	854,735.00	827,653.00	827,653.00	827,653.00
GENERAL GOVERNMENTAL SUPPORT						
Finance						
1380.400-SP	Coupon Fees	3,635.00	2,926.00	2,184.00	2,184.00	2,184.00
	Account Subheading Totals	3,635.00	2,926.00	2,184.00	2,184.00	2,184.00
Staff						
1420.400-SP	Attorney	0.00	0.00	0.00	0.00	0.00
1440.400-SP	Engineer	0.00	0.00	0.00	0.00	0.00
	Account Subheading Totals	0.00	0.00	0.00	0.00	0.00
1930.000-SP	Judge./Claims(tax certs)	0.00	0.00	0.00	0.00	0.00
	Account Subheading Totals	0.00	0.00	0.00	0.00	0.00
	Account Class Totals	3,635.00	2,926.00	2,184.00	2,184.00	2,184.00
HOME AND COMMUNITY SERVICES						
Sanitation						
8110.400-SP	Administration/C.E.	0.00	21,702.00	21,702.00	21,702.00	21,702.00
	Account Subheading Totals	0.00	21,702.00	21,702.00	21,702.00	21,702.00
	Account Class Totals	0.00	21,702.00	21,702.00	21,702.00	21,702.00
Debt Services						
9710.600-SP	Serial Bonds/Principal	630,000.00	650,000.00	680,000.00	680,000.00	680,000.00
9710.700-SP	Serial Bonds/Interest	188,370.71	156,029.00	123,767.00	123,767.00	123,767.00
9730.600-SP	B.A.N. Principal	0.00	0.00	0.00	0.00	0.00
9730.700-SP	B.A.N. Interest	0.00	0.00	0.00	0.00	0.00
	Account Subheading Totals	818,370.71	806,029.00	803,767.00	803,767.00	803,767.00
Interfund Transfers						
9901.900-SP	Transfers to Other Funds	0.00	0.00	0.00	0.00	0.00
	Account Subheading Totals	0.00	0.00	0.00	0.00	0.00

Town of Wappinger

Budget Worksheets Summary

Account	Account Name	2010 Actual	2011 Approved Budget	2012 Tentative Budget	2012 Preliminary Budget	2012 Final Budget
	Account Class Totals	818,370.71	806,029.00	803,767.00	803,767.00	803,767.00
	TOTAL EXPENDITURES	822,005.71	830,657.00	827,653.00	827,653.00	827,653.00

Town of Wappinger
Budget Worksheets Summary

Account	Account Name	2010 Actual	2011 Approved Budget	2012 Tentative Budget	2012 Preliminary Budget	2012 Final Budget
WAPPINGER SEWER TRANS/TREAT. # 2						
REVENUE						
1001.000-ST	Real Prop. Tax/Trans Lines I/II	402,655.00	398,379.00	385,216.00	385,216.00	385,216.00
	Account Subheading Totals	402,655.00	398,379.00	385,216.00	385,216.00	385,216.00
Use of Money and Property						
2401.000-ST	Interest and Earnings	683.99	0.00	0.00	0.00	0.00
2402.000-ST	Interest Subsidy	34,319.64	22,981.00	11,491.00	11,491.00	11,491.00
2403.000-ST	Accrued Interest	0.00	0.00	0.00	0.00	0.00
2404.000-ST	Debt Service Earnings	0.00	0.00	0.00	0.00	0.00
2405.000-ST	Construction Earnings	0.00	0.00	0.00	0.00	0.00
	Account Subheading Totals	35,003.63	22,981.00	11,491.00	11,491.00	11,491.00
Miscellaneous						
2701.000-ST	Refund of Pr. Yrs. Expend.	0.00	0.00	0.00	0.00	0.00
	Account Subheading Totals	0.00	0.00	0.00	0.00	0.00
Interfund Transfers						
5031.000-ST	Interfund Transfers	0.00	0.00	0.00	0.00	0.00
	Account Subheading Totals	0.00	0.00	0.00	0.00	0.00
	TOTAL REVENUE	437,658.63	421,360.00	396,707.00	396,707.00	396,707.00
GENERAL GOVERNMENTAL SUPPORT						
Finance						
1380.400-ST	Coupon Fees	1,232.00	825.00	413.00	413.00	413.00
	Account Subheading Totals	1,232.00	825.00	413.00	413.00	413.00
Staff						
1420.400-ST	Attorney	0.00	0.00	0.00	0.00	0.00
1440.400-ST	Engineer	0.00	0.00	0.00	0.00	0.00
	Account Subheading Totals	0.00	0.00	0.00	0.00	0.00
	Account Class Totals	1,232.00	825.00	413.00	413.00	413.00
HOME AND COMMUNITY SERVICES						
Sanitation						
8110.400-ST	Administration/C.E.	0.00	4,000.00	0.00	0.00	0.00
	Account Subheading Totals	0.00	4,000.00	0.00	0.00	0.00
	Account Class Totals	0.00	4,000.00	0.00	0.00	0.00
UNDISTRIBUTED						
9710.600-ST	Serial Bonds/Principal	370,000.00	375,000.00	375,000.00	375,000.00	375,000.00
9710.700-ST	Serial Bonds/Interest	61,740.80	41,535.00	21,294.00	21,294.00	21,294.00
	Account Subheading Totals	431,740.80	416,535.00	396,294.00	396,294.00	396,294.00
	Account Class Totals	431,740.80	416,535.00	396,294.00	396,294.00	396,294.00
	TOTAL EXPENDITURES	432,972.80	421,360.00	396,707.00	396,707.00	396,707.00

Town of Wappinger
Budget Worksheets Summary

Account	Account Name	2010 Actual	2011 Approved Budget	2012 Tentative Budget	2012 Preliminary Budget	2012 Final Budget
WAPP. SEWER TRANS/TREAT. PHASE 3A						
REVENUE						
Real Property Taxes & Tax Items						
1001.000-SV	Real Property Taxes	687,094.00	692,862.00	701,310.00	701,310.00	701,310.00
	Account Subheading Totals	687,094.00	692,862.00	701,310.00	701,310.00	701,310.00
Home and Community Services						
2120.000-SV	Sewer Rents	512,498.96	0.00	0.00	0.00	0.00
2128.000-SV	Interest/Penalty-sewer chgs.	6,548.30	0.00	0.00	0.00	0.00
2144.000-SV	Hook Up Fee	0.00	0.00	0.00	0.00	0.00
	Account Subheading Totals	519,047.26	0.00	0.00	0.00	0.00
Use of Money and Property						
2401.000-SV	Interest and Earnings	265.37	0.00	0.00	0.00	0.00
2402.000-SV	Interest Subsidy	129,899.19	120,012.00	109,913.00	109,913.00	109,913.00
2404.000-SV	Debt Service Interest	0.00	0.00	0.00	0.00	0.00
2405.000-SV	Const. Interest	0.00	0.00	0.00	0.00	0.00
	Account Subheading Totals	130,164.56	120,012.00	109,913.00	109,913.00	109,913.00
Miscellaneous						
2701.000-SV	Refund of Pr. Yrs. Expend.	0.00	0.00	0.00	0.00	0.00
	Account Subheading Totals	0.00	0.00	0.00	0.00	0.00
Interfund Transfers						
5031.000-SV	Interfund Transfers	0.00	0.00	0.00	0.00	0.00
	Account Subheading Totals	0.00	0.00	0.00	0.00	0.00
	TOTAL REVENUE	1,336,305.82	812,874.00	811,223.00	811,223.00	811,223.00
EXPENDITURE						
GENERAL GOVERNMENTAL SUPPORT						
Finance						
1380.400-SV	Coupon Fees	15,761.00	14,624.00	13,450.00	13,450.00	13,450.00
	Account Subheading Totals	15,761.00	14,624.00	13,450.00	13,450.00	13,450.00
Staff						
1420.400-SV	Attorney	8,381.35	0.00	0.00	0.00	0.00
1440.400-SV	Engineer	13,870.58	0.00	0.00	0.00	0.00
	Account Subheading Totals	22,251.93	0.00	0.00	0.00	0.00
Special Items						
1980.400-SV	MTA payroll tax	16.86	0.00	0.00	0.00	0.00
6410.400-SV	Printing & Advertisement	3,858.89	0.00	0.00	0.00	0.00
	Account Subheading Totals	3,875.75	0.00	0.00	0.00	0.00
	Account Class Totals	41,888.68	14,624.00	13,450.00	13,450.00	13,450.00
HOME AND COMMUNITY SERVICES						
Sanitation						
8110.100-SV	Administration/P.S.	6,514.38	0.00	0.00	0.00	0.00
8110.400-SV	Administration/C.E.	1,934.79	0.00	0.00	0.00	0.00
8120.400-SV	Sewage Collection Sys./C.E.	169,500.00	-	0.00	0.00	0.00
8130.400-SV	Sewage Treatment & Disp	201,517.10	0.00	0.00	0.00	0.00
8760.400-SV	Emergency Disaster Work	1,156.54	0.00	0.00	0.00	0.00
	Account Subheading Totals	380,622.81	0.00	0.00	0.00	0.00

Town of Wappinger

Budget Worksheets Summary

Account	Account Name	2010 Actual	2011 Approved Budget	2012 Tentative Budget	2012 Preliminary Budget	2012 Final Budget
Account Class Totals		380,622.81	0.00	0.00	0.00	0.00
UNDISTRIBUTED						
Employee Benefits						
9030.800-SV	Social Security	384.33	0.00	0.00	0.00	0.00
9035.800-SV	Medicare	89.75	0.00	0.00	0.00	0.00
9060.800-SV	Hospitalization	0.00	0.00	0.00	0.00	0.00
Account Subheading Totals		474.08	0.00	0.00	0.00	0.00
Debt Service						
9710.600-SV	Serial Bonds/Principal	493,143.39	510,151.00	517,159.00	517,159.00	517,159.00
9710.700-SV	Serial Bonds/Interest	308,085.27	288,099.00	280,614.00	280,614.00	280,614.00
9730.600-SV	B.A.N./Principal	0.00	0.00	0.00	0.00	0.00
9730.700-SV	B.A.N./Principal	0.00	0.00	0.00	0.00	0.00
Account Subheading Totals		801,228.66	798,250.00	797,773.00	797,773.00	797,773.00
Interfund Transfers						
9901.900-SV	Transfers to Other Funds	629,705.21	0.00	0.00	0.00	0.00
Account Subheading Totals		629,705.21	0.00	0.00	0.00	0.00
Account Class Totals		1,431,407.95	798,250.00	797,773.00	797,773.00	797,773.00
TOTAL EXPENDITURES		1,853,919.44	812,874.00	811,223.00	811,223.00	811,223.00

Town of Wappinger
Budget Worksheets Summary

Account	Account Name	2010 Actual	2011 Approved Budget	2012 Tentative Budget	2012 Preliminary Budget	2012 Final Budget
WILDWOOD SEWER DISTRICT						
REVENUE						
Real Property Taxes & Tax Items						
1001.000-SW	Real Property Taxes	0.00	0.00	0.00	0.00	0.00
	Account Subheading Totals	0.00	0.00	0.00	0.00	0.00
Home and Community Services						
2120.000-SW	Sewer Rents	162,376.59	159,750.00	160,050.00	160,050.00	160,050.00
2128.000-SW	Interest/Penalty-Sewer Rents	3,282.42	0.00	0.00	0.00	0.00
2144.000-SW	Sewer Connection Charges	0.00	0.00	0.00	0.00	0.00
	Account Subheading Totals	165,659.01	159,750.00	160,050.00	160,050.00	160,050.00
Use of Money and Property						
2401.000-SW	Interest and Earnings	22.73	0.00	0.00	0.00	0.00
	Account Subheading Totals	22.73	0.00	0.00	0.00	0.00
Miscellaneous						
2701.000-SW	Refund of Pr. Yrs. Expend.	0.00	0.00	0.00	0.00	0.00
2770.000-SW	Other Revenue	0.00	0.00	0.00	0.00	0.00
	Account Subheading Totals	0.00	0.00	0.00	0.00	0.00
Interfund Transfers						
5031.000-SW	Interfund Transfers	0.00	0.00	0.00	0.00	0.00
	Account Subheading Totals	0.00	0.00	0.00	0.00	0.00
	TOTAL REVENUE	165,681.74	159,750.00	160,050.00	160,050.00	160,050.00
GENERAL GOVERNMENTAL SUPPORT						
Special Items						
1980.400-SW	MTA payroll tax	2.63	0.00	0.00	0.00	0.00
	Account Subheading Totals	2.63	0.00	0.00	0.00	0.00
	Account Class Totals	2.63	0.00	0.00	0.00	0.00
HOME AND COMMUNITY SERVICES						
Sanitation						
8110.000-SW	Administration/P.S.	1,417.52	1,500.00	1,500.00	1,500.00	1,500.00
8110.400-SW	Administration/C.E.	824.37	1,000.00	1,000.00	1,000.00	1,000.00
8120.400-SW	Sewage Collection System	3,999.96	4,000.00	4,000.00	4,000.00	4,000.00
8130.400-SW	Sewage Treatment & Disposal	152,600.04	153,100.00	153,400.00	153,400.00	153,400.00
	Account Subheading Totals	158,841.89	159,600.00	159,900.00	159,900.00	159,900.00
	Account Class Total	158,841.89	159,600.00	159,900.00	159,900.00	159,900.00
UNDISTRIBUTED						
Employee Benefits						
9030.800-SW	Social Security	85.13	100.00	100.00	100.00	100.00
9035.800-SW	Medicare	19.96	50.00	50.00	50.00	50.00
9060.800-SW	Hospitalization	0.00	0.00	0.00	0.00	0.00
	Account Subheading Totals	105.09	150.00	150.00	150.00	150.00
Debt Service						
9710.600-SW	Serial Bonds/Principal	0.00	0.00	0.00	0.00	0.00
9710.700-SW	Serial Bonds/Interest	0.00	0.00	0.00	0.00	0.00
	Account Subheading Totals	0.00	0.00	0.00	0.00	0.00

Town of Wappinger

Budget Worksheets Summary

Account	Account Name	2010 Actual	2011 Approved Budget	2012 Tentative Budget	2012 Preliminary Budget	2012 Final Budget
	Account Class Totals	105.09	150.00	150.00	150.00	150.00
	TOTAL EXPENDITURES	158,949.61	159,750.00	160,050.00	160,050.00	160,050.00

Town of Wappinger
Budget Worksheets Summary

Account	Account Name	2010 Actual	2011 Approved Budget	2012 Tentative Budget	2012 Preliminary Budget	2012 Final Budget
UNITED WAPPINGER SEWER DISTRICT						
REVENUE						
Real Property Taxes & Tax Items						
1001.000-SU	Real Property Taxes	0.00	6,500.00	28,626.00	28,626.00	28,626.00
	Account Subheading Totals	0.00	6,500.00	28,626.00	28,626.00	28,626.00
Home and Community Services						
2120.000-SU	Sewer Rents	49,736.73	1,550,040.00	1,609,540.00	1,609,540.00	1,609,540.00
2128.000-SU	Interest/Penalty-sewer chgs.	4,481.01	0.00	0.00	0.00	0.00
2144.000-SU	Hook Up Fee	0.00	0.00	0.00	0.00	0.00
	Account Subheading Totals	54,217.74	1,550,040.00	1,609,540.00	1,609,540.00	1,609,540.00
Use of Money and Property						
2401.000-SU	Interest and Earnings	0.00	0.00	0.00	0.00	0.00
2402.000-SU	Interest Subsidy	0.00	0.00	0.00	0.00	0.00
	Account Subheading Totals	0.00	0.00	0.00	0.00	0.00
Miscellaneous						
2701.000-SU	Refund of Pr. Yrs. Expend.	0.00	0.00	0.00	0.00	0.00
	Account Subheading Totals	0.00	0.00	0.00	0.00	0.00
Interfund Transfers						
5031.000-SU	Interfund Transfers	788,764.84	0.00	0.00	0.00	0.00
	Account Subheading Totals	788,764.84	0.00	0.00	0.00	0.00
	TOTAL REVENUE	842,982.58	1,556,540.00	1,638,166.00	1,638,166.00	1,638,166.00
EXPENDITURE						
GENERAL GOVERNMENTAL SUPPORT						
Finance						
1380.400-SU	Coupon Fees	7,500.00	0.00	0.00	0.00	0.00
	Account Subheading Totals	7,500.00	0.00	0.00	0.00	0.00
Staff						
1420.400-SU	Attorney	0.00	14,400.00	14,400.00	14,400.00	14,400.00
1440.400-SU	Engineer	0.00	39,300.00	39,300.00	39,300.00	39,300.00
	Account Subheading Totals	0.00	53,700.00	53,700.00	53,700.00	53,700.00
Special Items						
1980.400-SU	MTA payroll tax	0.00	260.00	260.00	260.00	260.00
6410.400-SU	Printing & Advertisement	0.00	3,200.00	3,200.00	3,200.00	3,200.00
	Account Subheading Totals	0.00	3,460.00	3,460.00	3,460.00	3,460.00
	Account Class Totals	7,500.00	57,160.00	57,160.00	57,160.00	57,160.00
HOME AND COMMUNITY SERVICES						
Sanitation						
8110.100-SU	Administration/P.S.	0.00	33,000.00	33,000.00	33,000.00	33,000.00
8110.400-SU	Administration/C.E.	0.00	8,750.00	8,750.00	8,750.00	8,750.00
8120.400-SU	Sewage Collection Sys./C.E.	0.00	658,000.00	669,000.00	669,000.00	669,000.00
8130.400-SU	Sewage Treatment & Disp	217,057.19	767,000.00	839,000.00	839,000.00	839,000.00
8760.400-SU	Emergency Disaster Work	0.00	23,500.00	0.00	0.00	0.00
	Account Subheading Totals	217,057.19	1,490,250.00	1,549,750.00	1,549,750.00	1,549,750.00
	Account Class Totals	217,057.19	1,490,250.00	1,549,750.00	1,549,750.00	1,549,750.00

Town of Wappinger

Budget Worksheets Summary

Account	Account Name UNDISTRIBUTED	2010 Actual	2011 Approved Budget	2012 Tentative Budget	2012 Preliminary Budget	2012 Final Budget
Employee Benefits						
9030.800-SU	Social Security	0.00	2,100.00	2,100.00	2,100.00	2,100.00
9035.800-SU	Medicare	0.00	530.00	530.00	530.00	530.00
9060.800-SU	Hospitalization	0.00	0.00	0.00	0.00	0.00
	Account Subheading Totals	0.00	2,630.00	2,630.00	2,630.00	2,630.00
Debt Service						
9710.600-SU	Serial Bonds/Principal	0.00	0.00	21,000.00	21,000.00	21,000.00
9710.700-SU	Serial Bonds/Interest	0.00	0.00	7,626.00	7,626.00	7,626.00
9730.600-SU	B.A.N./Principal	0.00	0.00	0.00	0.00	0.00
9730.700-SU	B.A.N./Interest	0.00	6,500.00	0.00	0.00	0.00
	Account Subheading Totals	0.00	6,500.00	28,626.00	28,626.00	28,626.00
Interfund Transfers						
9901.900-SU	Transfers to Other Funds	8,370.27	0.00	0.00	0.00	0.00
	Account Subheading Totals	8,370.27	0.00	0.00	0.00	0.00
	Account Class Totals	8,370.27	9,130.00	31,256.00	31,256.00	31,256.00
	TOTAL EXPENDITURES	232,927.46	1,556,540.00	1,638,166.00	1,638,166.00	1,638,166.00

Town of Wappinger

Budget Worksheets Summary

Account	Account Name	2010 Actual	2011 Approved Budget	2012 Tentative Budget	2012 Preliminary Budget	2012 Final Budget
FLEETWOOD WATER DISTRICT						
REVENUE						
Real Property Taxes & Tax Items						
1001.000-WF	Real Property Taxes	34,920.00	34,071.00	32,154.00	32,154.00	32,154.00
	Account Subheading Totals	34,920.00	34,071.00	32,154.00	32,154.00	32,154.00
Home and Community Services						
2140.000-WF	Metered Water Sales	58,023.20	58,910.00	59,260.00	59,260.00	59,260.00
2144.000-WF	Water Service Charge	0.00	0.00	0.00	0.00	0.00
2148.000-WF	Interest & Penalty-Water Rents	765.87	0.00	0.00	0.00	0.00
	Account Subheading Totals	58,789.07	58,910.00	59,260.00	59,260.00	59,260.00
Use of Money and Property						
2401.000-WF	Interest & Earnings	52.65	0.00	0.00	0.00	0.00
2402.000-WF	Interest Subsidy	3,579.20	3,927.00	3,526.00	3,526.00	3,526.00
2404.000-WF	Debt Service Earnings	0.00	0.00	0.00	0.00	0.00
	Account Subheading Totals	3,631.85	3,927.00	3,526.00	3,526.00	3,526.00
Sale of Property & Compensation for Loss						
2665.000-WF	Water Meters	0.00	0.00	0.00	0.00	0.00
	Account Subheading Totals	0.00	0.00	0.00	0.00	0.00
Miscellaneous						
2701.000-WF	Refund Pr. Yrs. Expend.	0.00	0.00	0.00	0.00	0.00
2702.000-WF	Refund Cur. Yrs. Expend.	0.00	0.00	0.00	0.00	0.00
2770.000-WF	Other Revenue	0.00	0.00	0.00	0.00	0.00
	Account Subheading Totals	0.00	0.00	0.00	0.00	0.00
Interfund Transfers						
5031.000-WF	Interfund Transfers	0.00	0.00	0.00	0.00	0.00
	Account Subheading Totals	0.00	0.00	0.00	0.00	0.00
	TOTAL REVENUE	97,340.92	96,908.00	94,940.00	94,940.00	94,940.00
EXPENDITURE						
GENERAL GOVERNMENTAL SUPPORT						
Staff						
1380.400-WF	Coupon fee	0.00	613.00	550.00	550.00	550.00
1420.400-WF	Attorney	0.00	0.00	0.00	0.00	0.00
1440.400-WF	Engineer	0.00	0.00	0.00	0.00	0.00
1980.400-WF	MTA Payroll tax	2.63	50.00	50.00	50.00	50.00
	Account Subheading Totals	2.63	663.00	600.00	600.00	600.00
	Account Class Totals	2.63	663.00	600.00	600.00	600.00
HOME AND COMMUNITY SERVICES						
Water						
8310.100-WF	Water Administration/P.S.	1,015.13	1,160.00	1,160.00	1,160.00	1,160.00
8310.400-WF	Water Administration/C.E.	261.30	1,100.00	1,100.00	1,100.00	1,100.00
8320.400-WF	Source of Supply	45,757.84	46,700.00	47,100.00	47,100.00	47,100.00
8330.400-WF	Purification	0.00	0.00	0.00	0.00	0.00
8340.400-WF	Transmission & Distribution	9,699.96	9,700.00	9,700.00	9,700.00	9,700.00
	Account Subheading Totals	56,734.23	58,660.00	59,060.00	59,060.00	59,060.00
	Account Class Totals	56,734.23	58,660.00	59,060.00	59,060.00	59,060.00
UNDISTRIBUTED						

Town of Wappinger

Budget Worksheets Summary

Account	Account Name	2010 Actual	2011 Approved Budget	2012 Tentative Budget	2012 Preliminary Budget	2012 Final Budget
Employee Benefits						
9030.800-WF	Social Security	60.05	100.00	100.00	100.00	100.00
9035.800-WF	Medicare	14.22	100.00	50.00	50.00	50.00
9040.800-WF	Workers Compensation	0.00	0.00	0.00	0.00	0.00
9060.800-WF	Hospitalization	0.00	0.00	0.00	0.00	0.00
	Account Subheading Totals	74.27	200.00	150.00	150.00	150.00
Debt Service						
9710.600-WF	Serial Bonds/Principal	25,000.00	25,000.00	30,000.00	30,000.00	30,000.00
9710.700-WF	Serial Bonds/Interest	11,144.91	12,385.00	5,130.00	5,130.00	5,130.00
	Account Subheading Totals	36,144.91	37,385.00	35,130.00	35,130.00	35,130.00
Interfund Transfers						
9901.900-WF	Transfers to Other Funds	0.00	0.00	0.00	0.00	0.00
	Account Subheading Totals	0.00	0.00	0.00	0.00	0.00
	Account Class Totals	36,219.18	37,585.00	35,280.00	35,280.00	35,280.00
	TOTAL EXPENDITURES	92,956.04	96,908.00	94,940.00	94,940.00	94,940.00

Town of Wappinger
Budget Worksheets Summary

Account	Account Name	2010 Actual	2011 Approved Budget	2012 Tentative Budget	2012 Preliminary Budget	2012 Final Budget
WATCH HILL WATER DISTRICT						
REVENUE						
Real Property Taxes & Tax Items						
1001.000-WH	Real Property Taxes	0.00	0.00	0.00	0.00	0.00
	Account Subheading Totals	0.00	0.00	0.00	0.00	0.00
Home and Community Services						
2140.000-WH	Metered Water Sales	32,285.28	32,350.00	35,650.00	35,650.00	35,650.00
2144.000-WH	Water Service Charges	0.00	0.00	0.00	0.00	0.00
2148.000-WH	Interest & Penalty-Water Rents	671.58	0.00	0.00	0.00	0.00
	Account Subheading Totals	32,956.86	32,350.00	35,650.00	35,650.00	35,650.00
Use of Money and Property						
2401.000-WH	Interest and Earnings	56.94	0.00	0.00	0.00	0.00
	Account Subheading Totals	56.94	0.00	0.00	0.00	0.00
Sale of Property and Compensation for Loss						
2665.00-WH	Water Meters	0.00	0.00	0.00	0.00	0.00
	Account Subheading Totals	0.00	0.00	0.00	0.00	0.00
Miscellaneous						
2701.000-WH	Refund Pr. Yrs. Expend.	0.00	0.00	0.00	0.00	0.00
	Account Subheading Totals	0.00	0.00	0.00	0.00	0.00
	TOTAL REVENUE	33,013.80	32,350.00	35,650.00	35,650.00	35,650.00
EXPENDITURE						
GENERAL GOVERNMENTAL SUPPORT						
1980.400-WH	MTA Payroll tax	1.07	50.00	50.00	50.00	50.00
	Account Subheading Totals	1.07	50.00	50.00	50.00	50.00
	Account Class Totals	1.07	50.00	50.00	50.00	50.00
HOME AND COMMUNITY SERVICES						
Water						
8310.100-WH	Water Administration/P.S.	608.67	800.00	800.00	800.00	800.00
8310.400-WH	Water Administration/C.E.	1,564.97	2,100.00	2,100.00	2,100.00	2,100.00
8320.400-WH	Source of Supply	14,148.34	17,200.00	17,500.00	17,500.00	17,500.00
8340.400-WH	Transmission & Distribution	15,000.00	15,000.00	15,000.00	15,000.00	15,000.00
	Account Subheading Totals	31,321.98	35,100.00	35,400.00	35,400.00	35,400.00
	Account Class Totals	31,321.98	35,100.00	35,400.00	35,400.00	35,400.00
UNDISTRIBUTED						
Employee Benefits						
9030.800-WH	Social Security	36.30	100.00	100.00	100.00	100.00
9035.800-WH	Medicare	8.93	100.00	100.00	100.00	100.00
9040.800-WH	Workers Compensation	0.00	0.00	0.00	0.00	0.00
9060.800-WH	Hospitalization	0.00	0.00	0.00	0.00	0.00
	Account Subheading Totals	45.23	200.00	200.00	200.00	200.00
Interfund Transfers						
9901.900-WH	Interfund Transfers	0.00	0.00	0.00	0.00	0.00
	Account Subheading Totals	0.00	0.00	0.00	0.00	0.00
	Account Class Totals	45.23	200.00	200.00	200.00	200.00
	TOTAL EXPENDITURES	31,368.28	35,350.00	35,650.00	35,650.00	35,650.00

Town of Wappinger
Budget Worksheets Summary

Account	Account Name	2010 Actual	2011 Approved Budget	2012 Tentative Budget	2012 Preliminary Budget	2012 Final Budget
TALL TREES WATER DISTRICT						
REVENUE						
Real Property Taxes & Tax Items						
1001.000-WT	Real Property Taxes	1,696.00	1,554.00	0.00	0.00	0.00
	Account Subheading Totals	1,696.00	1,554.00	0.00	0.00	0.00
Home and Community Services						
2142.000-WT	Unmetered Water Sales	36,025.83	36,442.00	36,842.00	36,842.00	36,842.00
2148.000-WT	Interest & Penalty-Water Rents	488.66	0.00	0.00	0.00	0.00
	Account Subheading Totals	36,514.49	36,442.00	36,842.00	36,842.00	36,842.00
Use of Money						
2401.000-WT	Interest and Earnings	6.81	0.00	0.00	0.00	0.00
	Account Subheading Totals	6.81	0.00	0.00	0.00	0.00
Miscellaneous						
2701.000-WT	Refund Pr. Yrs. Expend.	0.00	0.00	0.00	0.00	0.00
	Account Subheading Totals	0.00	0.00	0.00	0.00	0.00
Interfund Transfers						
5031.000-WT	Interfund Transfers	0.00	0.00	0.00	0.00	0.00
	Account Subheading Totals	0.00	0.00	0.00	0.00	0.00
	TOTAL REVENUE	38,217.30	37,996.00	36,842.00	36,842.00	36,842.00
HOME AND COMMUNITY SERVICES						
GENERAL GOVERNMENTAL SUPPORT						
1440.400-WT	Engineer	-	0.00	0.00	0.00	0.00
1980.400-WT	MTA Payroll tax	1.57	50.00	50.00	50.00	50.00
	Account Subheading Totals	1.57	50.00	50.00	50.00	50.00
Water						
8310.100-WT	Water Administration/P.S.	608.60	630.00	630.00	630.00	630.00
8310.400-WT	Water Administration/C.E.	118.94	1,062.00	1,062.00	1,062.00	1,062.00
8320.400-WT	Source of Supply	28,300.08	28,300.00	28,700.00	28,700.00	28,700.00
8330.400-WT	Purification	399.96	400.00	400.00	400.00	400.00
8340.400-WT	Transmission & Distribution	5,799.96	5,800.00	5,800.00	5,800.00	5,800.00
	Account Subheading Totals	35,227.54	36,192.00	36,592.00	36,592.00	36,592.00
	Account Class Totals	35,227.54	36,192.00	36,592.00	36,592.00	36,592.00
Emergency Disaster Work						
8760.400-WT	Emergency Disaster Work	691.97	0.00	0.00	0.00	0.00
	Account Subheading Totals	691.97	0.00	0.00	0.00	0.00
UNDISTRIBUTED						
Employee Benefits						
9030.800-WT	Social Security	36.29	100.00	100.00	100.00	100.00
9035.800-WT	Medicare	8.92	100.00	100.00	100.00	100.00
9060.800-WT	Hospitalization	0.00	0.00	0.00	0.00	0.00
	Account Subheading Totals	45.21	200.00	200.00	200.00	200.00
Debt Service						
9710.600-WT	Serial Bonds/Principal	1,574.88	1,494.00	0.00	0.00	0.00
9710.700-WT	Serial Bonds/Interest	120.80	60.00	0.00	0.00	0.00
	Account Subheading Totals	1,695.68	1,554.00	0.00	0.00	0.00
Interfund Transfers						
9901.900-WT	Transfers to Other Funds	0.00	0.00	0.00	0.00	0.00

Town of Wappinger

Budget Worksheets Summary

Account	Account Name	2010 Actual	2011 Approved Budget	2012 Tentative Budget	2012 Preliminary Budget	2012 Final Budget
	Account Subheading Totals	0.00	0.00	0.00	0.00	0.00
	Account Class Totals	1,740.89	1,754.00	200.00	200.00	200.00
	TOTAL EXPENDITURES	37,661.97	37,996.00	36,842.00	36,842.00	36,842.00

Town of Wappinger
Budget Worksheets Summary

Account	Account Name	2010 Actual	2011 Approved Budget	2012 Tentative Budget	2012 Preliminary Budget	2012 Final Budget
UNITED WAPPINGER WATER						
REVENUE						
Real Property Taxes						
1001-000-WU	Real Property Taxes	692,937.00	687,477.00	644,234.00	644,234.00	644,234.00
	Account Subheading Totals	692,937.00	687,477.00	644,234.00	644,234.00	644,234.00
Home and Community Services						
2140.000-WU	Metered Water Sales	897,325.87	886,985.00	894,900.00	894,900.00	894,900.00
2142.000-WU	Unmetered Water Sales	3,400.00	0.00	0.00	0.00	0.00
2144.000-WU	Water Service Charges	0.00	0.00	0.00	0.00	0.00
2148.000-WU	Interest/Penalty - Water Rents	14,815.08	0.00	0.00	0.00	0.00
	Account Subheading Totals	915,540.95	886,985.00	894,900.00	894,900.00	894,900.00
Use of Money and Property						
2401.000-WU	Interest and Earnings	1,346.73	0.00	0.00	0.00	0.00
	Account Subheading Totals	1,346.73	0.00	0.00	0.00	0.00
Sale of Property and Compensation for Loss						
2590.000-WU	Permits / Buy In Fees	6,000.00	0.00	0.00	0.00	0.00
2665.000-WU	Water Meter	2,384.30	0.00	0.00	0.00	0.00
2680.000-WU	Insurance Recoveries	567.60	0.00	0.00	0.00	0.00
2690.000-WU	Other Compensation for Loss	3,577.04	0.00	0.00	0.00	0.00
2770.000-WU	Refund Pr. Yr. Exp.	0.00	0.00	0.00	0.00	0.00
	Account Subheading Totals	12,528.94	0.00	0.00	0.00	0.00
Aid						
3960.000-WU	Emergency Disaster - State	0.00	0.00	0.00	0.00	0.00
4960.000-WU	Emergency Disaster - Federal	0.00	0.00	0.00	0.00	0.00
	Account Subheading Totals	0.00	0.00	0.00	0.00	0.00
Interfund Transfers						
5031.000-WU	Interfund Transfers	0.00	0.00	0.00	0.00	0.00
	Account Subheading Totals	0.00	0.00	0.00	0.00	0.00
	TOTAL REVENUE	1,622,353.62	1,574,462.00	1,539,134.00	1,539,134.00	1,539,134.00
EXPENDITURE						
GENERAL GOVERNMENTAL SUPPORT						
1420.400-WU	Attorney	2,175.00	7,000.00	7,000.00	7,000.00	7,000.00
1440.400-WU	Engineer	11,295.53	39,750.00	30,250.00	30,250.00	30,250.00
1910.400-WU	Unallocated Insurance	0.00	0.00	0.00	0.00	0.00
1930.400-WU	Judgments/Claims - Tax Certs.	0.00	0.00	0.00	0.00	0.00
1980.400-WU	MTA Payroll tax	110.53	150.00	150.00	150.00	150.00
	Account Subheading Totals	13,581.06	46,900.00	37,400.00	37,400.00	37,400.00
	Account Class Totals	13,581.06	46,900.00	37,400.00	37,400.00	37,400.00
HOME AND COMMUNITY SERVICES						
Water						
8310.100-WU	Water Admin./P.S.	36,908.69	30,000.00	37,000.00	37,000.00	37,000.00
8310.400-WU	Water Admin./C.E.	14,621.37	12,500.00	15,000.00	15,000.00	15,000.00
8320.400-WU	Source of Supply	752,446.64	489,085.00	530,000.00	530,000.00	530,000.00
8330.400-WU	Purification	4,666.64	7,000.00	11,000.00	11,000.00	11,000.00
8340.400-WU	Transmission & Distribution	33,633.80	294,000.00	257,000.00	257,000.00	257,000.00
8389.400-WU	Other Water / C.E.	2,875.73	-	0.00	0.00	0.00
8760.400-WU	Emergency Disaster Work	7,735.85	0.00	0.00	0.00	0.00
	Account Subheading Totals	852,888.72	832,585.00	850,000.00	850,000.00	850,000.00
	Account Class Totals	852,888.72	832,585.00	850,000.00	850,000.00	850,000.00

Town of Wappinger

Budget Worksheets Summary

Account	Account Name UNDISTRIBUTED	2010 Actual	2011 Approved Budget	2012 Tentative Budget	2012 Preliminary Budget	2012 Final Budget
Employee Benefits						
9030.800-WU	Social Security	2,225.29	2,000.00	2,000.00	2,000.00	2,000.00
9035.800-WU	Medicare	518.89	500.00	500.00	500.00	500.00
9040.800-WU	Workers Compensation	2,313.96	2,100.00	2,100.00	2,100.00	2,100.00
9060.800-WU	Hospitalization	0.00	2,900.00	2,900.00	2,900.00	2,900.00
	Account Subheading Totals	5,058.14	7,500.00	7,500.00	7,500.00	7,500.00
Debt Service						
9710.600-WU	Serial Bonds/Principal	323,504.40	333,541.00	306,356.00	306,356.00	306,356.00
9710.700-WU	Serial Bonds/Interest	369,431.74	353,936.00	337,878.00	337,878.00	337,878.00
9730.600-WU	BAN Principal	0.00	0.00	0.00	0.00	0.00
9730.700-WU	BAN Interest	0.00	0.00	0.00	0.00	0.00
	Account Subheading Totals	692,936.14	687,477.00	644,234.00	644,234.00	644,234.00
Interfund Transfers						
9901.900-WU	Transfer to Other Funds	0.00	0.00	0.00	0.00	0.00
	Account Subheading Totals	0.00	0.00	0.00	0.00	0.00
	Account Class Totals	697,994.28	694,977.00	651,734.00	651,734.00	651,734.00
	TOTAL EXPENDITURES	1,564,464.06	1,574,462.00	1,539,134.00	1,539,134.00	1,539,134.00

Town of Wappinger

Budget Worksheets Summary

Account	Account Name	2010 Actual	2011 Approved Budget	2012 Tentative Budget	2012 Preliminary Budget	2012 Final Budget
GRINNELL LIBRARY ASSOCIATION						
REVENUE						
Real Property Taxes & Tax Items						
1001.000-GL	Real Property Taxes	542,874.00	542,874.00	542,874.00	542,874.00	542,874.00
	Account Subheading Totals	542,874.00	542,874.00	542,874.00	542,874.00	542,874.00
	TOTAL REVENUES	542,874.00	542,874.00	542,874.00	542,874.00	542,874.00
EXPENDITURE						
CULTURE AND RECREATION						
7410.400-GL	Library	542,874.00	542,874.00	542,874.00	542,874.00	542,874.00
	Account Subheading Totals	542,874.00	542,874.00	542,874.00	542,874.00	542,874.00
	TOTAL EXPENDITURES	542,874.00	542,874.00	542,874.00	542,874.00	542,874.00

Town of Wappinger

Budget Worksheets Summary

Account	Account Name	2010 Actual	2011 Approved Budget	2012 Tentative Budget	2012 Preliminary Budget	2012 Final Budget
KEENAN ACRES DRAINAGE DISTRICT						
REVENUE						
Real Property Taxes & Tax Items						
1001.000-SDK	Real Property Taxes	3,200.00	3,200.00	3,600.00	3,600.00	3,600.00
	Account Subheading Totals	3,200.00	3,200.00	3,600.00	3,600.00	3,600.00
	TOTAL REVENUES	3,200.00	3,200.00	3,600.00	3,600.00	3,600.00
EXPENDITURE						
DRAINAGE						
8540.400-SDK	Drainage /C.E- Operation & Maintenance	3,757.50	3,200.00	3,600.00	3,600.00	3,600.00
	Account Subheading Totals	3,757.50	3,200.00	3,600.00	3,600.00	3,600.00
	TOTAL EXPENDITURES	3,757.50	3,200.00	3,600.00	3,600.00	3,600.00

Town of Wappinger

Budget Worksheets Summary

Account	Account Name	2010 Actual	2011 Approved Budget	2012 Tentative Budget	2012 Preliminary Budget	2012 Final Budget
BLACKWATCH FARMS DRAINAGE DISTRICT						
REVENUE						
Real Property Taxes & Tax Items						
1001.000-SBF	Real Property Taxes	0.00	0.00	4,600.00	4,600.00	4,600.00
	Account Subheading Totals	0.00	0.00	4,600.00	4,600.00	4,600.00
	TOTAL REVENUES	0.00	0.00	4,600.00	4,600.00	4,600.00
EXPENDITURE						
DRAINAGE						
8540.400-SBF	Drainage /C.E- Operation & Maintenance	0.00	0.00	4,600.00	4,600.00	4,600.00
	Account Subheading Totals	0.00	0.00	4,600.00	4,600.00	4,600.00
	TOTAL EXPENDITURES	0.00	0.00	4,600.00	4,600.00	4,600.00

Town of Wappinger
Budget Worksheets Summary

Account	Account Name	2010 Actual	2011 Approved Budget	2012 Tentative Budget	2012 Preliminary Budget	2012 Final Budget
TUSCANY DRAINAGE DISTRICT						
REVENUE						
Real Property Taxes & Tax Items						
1001.000-STY	Real Property Taxes	0.00	0.00	2,600.00	2,600.00	2,600.00
	Account Subheading Totals	0.00	0.00	2,600.00	2,600.00	2,600.00
	TOTAL REVENUES	0.00	0.00	2,600.00	2,600.00	2,600.00
EXPENDITURE						
DRAINAGE						
8540.400-STY	Drainage /C.E- Operation & Maintenance	0.00	0.00	2,600.00	2,600.00	2,600.00
	Account Subheading Totals	0.00	0.00	2,600.00	2,600.00	2,600.00
	TOTAL EXPENDITURES	0.00	0.00	2,600.00	2,600.00	2,600.00

Town of Wappinger

Budget Worksheets Summary

Account	Account Name	2010 Actual	2011 Approved Budget	2012 Tentative Budget	2012 Preliminary Budget	2012 Final Budget
SHAMROCK HILLS DRAINAGE DISTRICT						
REVENUE						
Real Property Taxes & Tax Items						
1001.000-SSH	Real Property Taxes	0.00	0.00	12,800.00	12,800.00	12,800.00
	Account Subheading Totals	0.00	0.00	12,800.00	12,800.00	12,800.00
	TOTAL REVENUES	0.00	0.00	12,800.00	12,800.00	12,800.00
EXPENDITURE						
DRAINAGE						
8540.400-SSH	Drainage /C.E- Operation & Maintenance	0.00	0.00	12,800.00	12,800.00	12,800.00
	Account Subheading Totals	0.00	0.00	12,800.00	12,800.00	12,800.00
	TOTAL EXPENDITURES	0.00	0.00	12,800.00	12,800.00	12,800.00

Town of Wappinger


Budget Worksheets Summary

Account	Account Name	2010 Actual	2011 Approved Budget	2012 Tentative Budget	2012 Preliminary Budget	2012 Final Budget
MEADOWOOD DRAINAGE DISTRICT						
REVENUE						
Real Property Taxes & Tax Items						
1001.000-SMD	Real Property Taxes	0.00	0.00	6,765.00	6,765.00	6,765.00
	Account Subheading Totals	0.00	0.00	6,765.00	6,765.00	6,765.00
	TOTAL REVENUES	0.00	0.00	6,765.00	6,765.00	6,765.00
EXPENDITURE						
DRAINAGE						
8540.400-SMD	Drainage /C.E- Operation & Maintenance	0.00	0.00	6,765.00	6,765.00	6,765.00
	Account Subheading Totals	0.00	0.00	6,765.00	6,765.00	6,765.00
	TOTAL EXPENDITURES	0.00	0.00	6,765.00	6,765.00	6,765.00

SCHEDULE OF SALARIES OF ELECTED TOWN OFFICIALS - 2012

(Article 8 of Town Law)


<u>OFFICER</u>	<u>SALARY</u>		
	<u>Tentative</u>	<u>Preliminary</u>	<u>Adopted</u>
Highway Superintendent	\$ 76,562.00	\$ 76,562.00	\$ 76,562.00
Town Clerk	\$ 53,868.00	\$ 53,868.00	\$ 53,868.00
Supervisor	\$ 56,000.00	\$ 56,000.00	\$ 56,000.00
Deputy Supervisor	\$ 1,000.00	\$ 1,000.00	\$ 1,000.00
Town Justice	\$ 26,780.00	\$ 26,780.00	\$ 26,780.00
Town Justice	\$ 26,780.00	\$ 26,780.00	\$ 26,780.00
Council Member	\$ 9,465.00	\$ 9,465.00	\$ 9,465.00
Council Member	\$ 9,465.00	\$ 9,465.00	\$ 9,465.00
Council Member	\$ 9,465.00	\$ 9,465.00	\$ 9,465.00
Council Member	\$ 9,465.00	\$ 9,465.00	\$ 9,465.00




2012 Budget
Hughsonville Fire District
Town of Wappinger
County of Dutchess

FILE WITH TOWN BUDGET OFFICER
BY NOVEMBER 4th


These Estimates were approved on October 24, 2011


Ronald P. Andrews
Chairman


Mark Liebermann
Commissioner

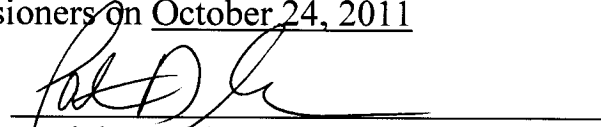

William Spinelli
Commissioner

Jay Morse Sr.
Commissioner


Joseph DiPressi
Commissioner

(It is not necessary for the commissioners to sign this budget,
if the district secretary completes the following certificate)

This is to certify that the Estimates were approved
by the Board of Fire Commissioners on October 24, 2011


Patricia Munk
Fire District Secretary

Hughsonville Fire District

2012 BUDGET SUMMARY

Total Appropriations	\$ <u>793,629.90</u>
Less:	
Estimated Revenues	\$ <u>800.00</u>
Estimated Appropriated Unreserved Fund Balance	\$ <u>0.00</u>
Amount to be Raised by Real Property Taxes	\$ <u>792,829.90</u>

TAX APPORTIONMENT

(to be used when fire district is in more than one town)

Town	Assessed Valuation (AV)	Equilization Rate (ER)	Full Valuation (AV/ER)	Total Full Valuation Percentage (1)/(2)	Apportioned Tax = (3) x Real Property Tax to be raised
		%	(1)	% (3)	\$
		%	(1)	% (3)	\$
		%	(1)	% (3)	\$
Total			(2)	100%	\$ *

* Must agree with Budget Summary "Amount to be raise by Real Property Taxes".

<u>Town</u>	<u>Apportioned Tax</u>
	\$ _____
	\$ _____
	\$ _____
	\$ _____
Total Apportioned	\$ _____

I certify that the estimates were approved by the
commissioners of the Hughsonville Fire District
on October 24, 2011


 Patricia Munk
 Fire District Secretary

NOTE: File with the Town Budget Officer no later than November 4th.

Hughsonville Fire District

APPROPRIATIONS

		Actual Expenditures 2010	Budget as Modified 2011	Preliminary Estimate 2012	Adopted Budget 2012
	Salary- Treasurer	\$ 6,500.00	\$ 6,500.00	\$ 6,500.00	\$ 6,500.00
	Salary- Other				
	Other Personal Services				
A3410.1	Total Personal Services	\$ 25,772.31	\$ 40,000.00	\$ 35,500.00	\$ 35,500.00
A3410.2	Equipment	\$ 503,811.42	\$ 425,449.90	\$ 470,889.90	\$ 470,889.90
A3410.4	Contractual Expenses	\$ 63,467.17	\$ 76,425.00	\$ 84,750.00	\$ 84,750.00
A1930.4	Judgments & Claims				
A9010.8	State Retirement System				
A9025.8	Local Pension Fund	\$ 45,450.00	\$ 45,450.00	\$ 45,450.00	\$ 45,450.00
A9030.8	Social Security	\$ 1,821.98	\$ 3,500.00	\$ 3,500.00	\$ 3,500.00
A9040.8	Workman's Compensation	\$ 30,241.10	\$ 35,000.00	\$ 48,000.00	\$ 48,000.00
A9050.8	Unemployment Insurance	\$ 533.38	\$ 600.00	\$ 600.00	\$ 600.00
A9060.8	Hospital, Medical and Accident Insurance				
A9085.8	Supplemental Benefits Pay to Disabled Firemen				
A9710.6	Redemption of Bonds	\$ 40,000.00	\$ 40,000.00	\$ 40,000.00	\$ 40,000.00
A97__.6	Redemption of Notes				
A9710.7	Interest on Bonds	\$ 6,880.00	\$ 5,160.00	\$ 3,440.00	\$ 3,440.00
A97__.7	Interest on Notes				
A9901.9	Transfer to Other Funds	\$ 17,758.64	\$ 90,000.00	\$ 55,000.00	\$ 55,000.00
	TOTALS	\$ 742,236.00	\$ 768,084.90	\$ 793,829.90	\$ 793,629.90

Hughsonville Fire District

ESTIMATED REVENUES

		Actual Revenues 2010	Budget as Modified 2011	Preliminary Estimate 2012	Adopted Budget 2012
A2262	Fire Protection & Other Services to Other Districts and Governments				
A2401	Interest and Earnings	\$ 912.64	\$ 1,300.00	\$ 800.00	\$ 800.00
A2410	Rentals				
A2660	Sales of Assets				
A2701	Refunds of Expenditures				
A2705	Gifts & Donations				
	Misc. (Specify)				
A2770					
A2770					
A3389	State Aid, Other Public Safety (Specify)				
A4389	Federal Aid, Other Public Safety (Specify)				
A5031	Interfund Transfers				
	TOTALS:	\$ 912.64	\$ 1,300.00	\$ 800.00	\$ 800.00

Hughsonville Fire District 2012 Budget

Association Dues	\$ 1,000.00
Bond Payments	\$ 43,440.00
Audit Services	
Annual Audit	\$ 10,000.00
LOSAP Audit	\$ 4,300.00
Audit Services Total	\$ 14,300.00
Buildings and Grounds	
Alarm	\$ 725.00
Cleaning	\$ 7,000.00
Electronic Access	\$ 800.00
Facility Repairs	\$ 25,000.00
Grounds Maintenance	\$ 3,300.00
Maintenance	\$ 20,000.00
Pest Control	\$ 800.00
Supplies	\$ 3,925.00
Buildings and Grounds Total	\$ 61,550.00
Computer	
Computer Maintenance	\$ 5,600.00
Hardware	\$ 1,000.00
Internet Service Provider	\$ 1,000.00
Red Alert (Upgrade)	\$ 29,000.00
Software	\$ 500.00
Tablets	\$ 2,700.00
Web Site Maintenance	\$ 1,000.00
Computer Total:	\$ 40,800.00
District	
Election	\$ 150.00
Inspection Dinner	\$ 15,000.00
District Total	\$ 15,150.00
Education	
Department Drills	
Meals	\$ 900.00
In County Training	
Registration	\$ 250.00
Travel	\$ 150.00
Out of County Training	
Lodging	\$ 1,000.00
Meals	\$ 600.00
Registration	\$ 2,500.00
Travel	\$ 150.00
Out of State Training	
Lodging	\$ 1,000.00

Meals	\$ 600.00
Registration	\$ 1,000.00
Travel	\$ 150.00
Conferences	
Lodging	\$ 1,000.00
Meals	\$ 600.00
Registration	\$ 1,000.00
Travel	\$ 150.00
Dive Training	
Lodging	\$ 250.00
Meals	\$ 600.00
Registration	\$ 2,500.00
Travel	\$ 150.00
Education Total	\$ 14,550.00
Equipment	
Maintenance Contracts	\$ 2,500.00
New	\$ 61,000.00
Office Equipment Repairs	\$ 1,500.00
Operational Equipment Repairs	\$ 6,000.00
Thermal Imaging Camera	\$ 6,000.00
Equipment Total	\$ 77,000.00
Consumables	
Bottled Water	\$ 600.00
Food	\$ 3,500.00
Consumables Total	\$ 4,100.00
Contingency	\$ 24,400.00
Fuel	
Diesel	\$ 11,000.00
Fuel Administration	\$ 400.00
Gasoline	\$ 18,000.00
Fuel Total	\$ 29,400.00
Insurance	
Accident & Sickness	\$ 11,000.00
Life Insurance Premiums	\$ 1,500.00
Property Insurance	\$ 32,000.00
Insurance Total	\$ 44,500.00
Lease	
Chief's Vehicle	\$ 15,000.00
Copy Machine	\$ 1,700.00
Rescue Vehicle	\$ 57,481.05
Scott Packs	\$ 14,248.85
Lease Total	\$ 88,429.90

Legal Services	
Attorney (Specialized)	\$ 5,500.00
Notices	\$ 500.00
Retainer Fee (District Lawyer)	\$ 5,500.00
Legal Total	\$ 11,500.00
LOSAP Program	
Annual Administration	\$ 3,000.00
Service Award	\$ 45,500.00
LOSAP Program Total	\$ 48,500.00
Medical Services	
Annual Physicals	\$ 13,700.00
New Member Physicals	\$ 2,790.00
Physical Fitness Program	\$ 3,000.00
Return to Duty Physicals	\$ -
Medical Services Total	\$ 19,490.00
Office Expenses	
Postage	\$ 600.00
Supplies	\$ 4,000.00
Office Expenses Total	\$ 4,600.00
Operations	
Expendables	\$ 2,000.00
Fire Prevention	\$ 500.00
Hose Testing	\$ 3,200.00
Operations Total	\$ 5,700.00
Personal Services	
Payroll Administration	\$ 2,000.00
Salaries	\$ 37,000.00
Taxes (employer)	\$ 3,000.00
Workers Compensation	\$ 48,000.00
Personal Services Total	\$ 90,000.00
Radio System	
Supplies	\$ 1,000.00
Mobiles	\$ 3,000.00
Pagers	\$ 3,500.00
Portables	\$ 2,500.00
Radio Repair	\$ 1,600.00
Repeater	\$ 900.00
Radio System Total	\$ 12,500.00
Reserve Funds	
Apparatus	\$ 35,000.00
Building	\$ 20,000.00
Reserve Funds Total	\$ 55,000.00
Taxes	
Town of Wappinger	\$ 130.00

Taxes Total	\$ 130.00
Uniforms	\$ 6,000.00
Utilities	
Air Card	\$ 1,100.00
Garbage & Recycling	\$ 3,500.00
Gas & Electric	\$ 26,000.00
Telephone	\$ 9,500.00
Utilities Total	\$ 40,100.00
Vehicles	
Apparatus Maintenance Contract	\$ 8,670.00
Cleaning	\$ 1,400.00
Inspections	\$ 120.00
Repairs	\$ 31,000.00
Tolls	\$ 300.00
Vehicles Total	\$ 41,490.00
2012 Budget Total	\$ 793,629.90

2012 BUDGET

NEW HACKENSACK FIRE DISTRICT

Town of Wappinger, New York
County of Dutchess

File with the Town Budget Officer
by November 7, 2011

These estimates were approved on
September 26, 2011

Joseph Norton
Commissioner

Robert Bitzko
Commissioner

J. Howard Prager
Commissioner

Michael Valentino
Commissioner

Roderick Macleod
Chairman

It is not necessary for the Commissioners to sign this budget if the
Fire District Secretary completes the following certificate.


This is to certify that the estimates were approved by the
Fire Commissioners on:
November 1, 2011

Frank P. Borquist
Fire District Secretary

NEW YORK STATE DEPARTMENT OF AUDIT AND CONTROL

DIVISION OF MUNICIPAL AFFAIRS

ALBANY, NEW YORK



SUMMARY OF BUDGET

Appropriations:		\$1,023,635.20
Less:		
Estimated Revenues	\$1,500.00	
Estimated Unexpended Balances	\$5,000.00	
Total Estimated Revenues and Unexpended Balances		\$6,500.00
To be Raised by Real Property Taxes		\$1,017,135.20

ESTIMATED REVENUES

		Actual Revenues 2010	Budget as Modified 2011	Preliminary Estimate 2012	Adopted Budget 2012
A20	State Aid for Loss in Railroad Tax Revenue	\$0.00	\$0.00	\$0.00	\$0.00
A30	Federal Aid for Civil Defense	\$0.00	\$0.00	\$0.00	\$0.00
A40	Fire Protection and other Outside Services Provided Outside the District	\$0.00	\$0.00	\$0.00	\$0.00
A51	Interests on Deposits	\$2,211.00	\$1,500.00	\$1,500.00	\$1,500.00
A52	Rentals	\$0.00	\$0.00	\$0.00	\$0.00
A53	Sales of Apparatus and Equipment	\$1,175.00	\$0.00	\$0.00	\$0.00
A54	Gifts and Donations	\$0.00	\$0.00	\$0.00	\$0.00
A55	Refunds of Expenses	\$24,550.00	\$0.00	\$0.00	\$0.00
A59	Miscellaneous	\$0.00	\$0.00	\$0.00	\$0.00
A81	Transfer from Capital Fund	\$0.00	\$0.00	\$0.00	\$0.00
A82	Transfer from Reserve Fund	\$0.00	\$0.00	\$0.00	\$0.00
	Totals	\$27,936.00	\$1,500.00	\$1,500.00	\$1,500.00

APPROPRIATIONS

		Actual Expenditures 2010	Budget as Modified 2011	Preliminary Estimate 2012	Adopted Budget 2012
Salary - Treasurer		\$0.00	\$0.00		
Salary - Other Elected Officer		\$0.00	\$0.00		
A100	Total Personal Services	\$109,010.00	\$111,100.00	\$125,600.00	\$125,600.00
A200	Equipment	\$46,358.00	\$144,950.00	\$204,150.00	\$204,150.00
A400	Contractual and Other Expenses	\$250,390.00	\$369,600.00	\$357,900.00	\$357,900.00
A601	Hydrant Rental	\$0.00			
A602	Fire Department or Company Services	\$0.00			
A603	Service Awards	\$18,095.00	\$41,000.00	\$20,000.00	\$20,000.00
A610	Judgements and Claims	\$0.00	\$0.00	\$0.00	\$0.00
A628	State Retirement System	\$9,044.00	\$15,000.00	\$21,000.00	\$21,000.00
A630	Workmens' Compensation/VFBL	\$59,571.00	\$85,000.00	\$85,000.00	\$85,000.00
A633	Social Security	\$6,704.00	\$8,832.45	\$9,985.20	\$9,985.20
A636	Medical, Hospital	\$23,208.00	\$0.00	\$0.00	\$0.00
A638	Blanket Accident Insurance	\$0.00	\$0.00	\$0.00	\$0.00
A639	Supp Benefit Payments to Disabled Firemen	\$0.00	\$0.00	\$0.00	\$0.00
A640	Unemployment Insurance	\$0.00	\$0.00	\$0.00	\$0.00
A680	Interest on Bonds	\$0.00	\$0.00	\$0.00	\$0.00
A681	Interest on Notes	\$0.00	\$0.00	\$0.00	\$0.00
A690	Redemption of Bonds	\$0.00	\$0.00	\$0.00	\$0.00
A691	Redemption of Notes	\$0.00	\$0.00	\$0.00	\$0.00
A801	Transfer to Bldg Const Fund	\$139,757.00	\$0.00	\$0.00	\$0.00
A802	Transfer to Apparatus Fund	\$402,091.00	\$210,000.00	\$200,000.00	\$200,000.00
Totals		\$1,064,228.00	\$985,482.45	\$1,023,635.20	\$1,023,635.20

RECEIVED

OCT 18 2011

TOWN OF WAPPINGER
TOWN CLERK

CHELSEA FIRE DISTRICT

20 12 BUDGET SUMMARY

Total Appropriations (from page 19)	\$ <u>397,990.</u>
Less:	
Estimated Revenues (from page 20)	\$ <u>12,197.</u>
Estimated Appropriated Unreserved Fund Balance	<u>0</u>
Amount to be Raised by Real Property Taxes	\$ <u>385,793.</u>

TAX APPORTIONMENT

(to be used when fire district is in more than one town)

TOWN	ASSESSED VALUATION (AV)	EQUALIZATION RATE (ER)	FULL VALUATION (AV / ER)	Total Full Valuation Percentage (1) / (2)	Apportioned Tax = (3) X Real Property Tax to be Raised
FishKill	489,237,135.	100%	489,237,135. ⁽¹⁾	74% (3)	\$ 285,487.
Wappingers	172,293,252.	100%	172,293,252. ⁽¹⁾	26% (3)	\$ 100,306.
TOTAL	661,530,387.		661,530,387. ⁽²⁾	100% (3)	\$ 385,793.

Must agree with Budget Summary "Amount to be raised by Real Property Taxes"

TOWN	APPORTIONED TAX
<u>FishKill</u>	\$ <u>285,487.</u>
<u>Wappingers</u>	\$ <u>100,306.</u>
	\$ _____
TOTAL APPORTIONED	\$ <u>385,793.</u>

I certify that the estimates were approved by the fire Commissioners on 10/18/11

(Date)

Thomas M. Longhini
Fire District Secretary

NOTE: File with Town Budget Officer by November 20 (December 20 in Westchester and Monroe counties).

APPROPRIATIONS

	Actual Expenditures 2010	Budget as Modified 2011	Preliminary Estimate 2012	Adopted Budget 2012
Salary - Treasurer	\$ 7,500.	\$ 7,800.	\$ 7,800.	\$ 7,800.
Salary - Other	6,900.	7,200.	7,200.	7,200.
Other Personal Services	1,000.	1,000.	1,000.	1,000.
A3410.1 Total Personal Services	\$ 15,400.	\$ 16,000.	\$ 16,000.	\$ 16,000.
A3410.2 Equipment	71,330.	53,330.	54,330.	54,330.
A3410.4 Contractual Expenditures	197,460.	200,100.	203,560.	203,560.
A1930.4 Judgments and Claims	0	0	0	0
A9010.8 State Retirement System	0	0	0	0
A9025.8 Local Pension Fund	80,000.	70,000.	75,000.	75,000.
A9030.8 Social Security	1,202.	1,202.	1,100.	1,100.
A9040.8 Workers' Compensation	30,000.	30,000.	40,000.	40,000.
A9050.8 Unemployment Insurance	0	0	0	0
A9060.8 Hospital, Medical and Accident Insurance	2,600.	3,000.	3,000.	3,000.
A9085.8 Supp. Benefit Payments to Disabled Firefighters	0	0	0	0
A9710.6 Redemption of Bonds	0	0	0	0
A97__6 Redemption of Notes	0	0	0	0
A9710.7 Interest on Bonds	0	0	0	0
A97__7 Interest on Notes	0	0	0	0
A9901.9 Transfer to Other Funds	10,000.	5,000.	5,000.	5,000.
Totals	\$ 407,992.	378,632.	397,990.	397,990.*

* Transfer to Budget Summary, page 18

FIRE DISTRICTS

WORKSHEET A

COMPUTATION OF STATUTORY SPENDING LIMITATION

Divide the assessed valuation of the real property subject to taxation by the fire district as shown on each assessment roll for the district completed in the second calendar year prior to that in which the expenditures are to be made, by the town equalization rate established for each roll by the State Office of Real Property Services.

(Example: For budget prepared in year 2 (current year) and taxes to be raised and expended in year 3 (next year), use assessment roll completed in year 1 (last year) divided by the town equalization rate established for this assessment roll. Note: A different equalization rate is established for each year's assessment roll.)

Town	Assessed Valuations (AV)	Equalization Rates (ER)	Full Valuations (AV/ER)
FISHKILL	\$ 489,237,135.	100 %	\$ 489,237,135.
WAPPINGERS	\$ 172,293,252.	100 %	\$ 172,293,252.
	\$	%	
Total Full Valuations			\$ 661,530,387.
Less First Million of Full Valuation			1,000,000
Excess Over First Million of Full Valuation			\$ 660,530,387
Multiply Excess by One Mill			x .001
Expenditures Permitted on Full Valuation Above \$1,000,000			\$ 660,530.
Add Expenditures Permitted on Full Valuation Below First \$1,000,000			2,000
Statutory Spending Limitation for 20__			\$ 662,530.
Add Exclusions from Statutory Spending Limitation (Town Law, Section 176(18) (from Worksheet B)			169,700.
Add Spending Authorized by Voters in Excess of Statutory Spending Limitation (Town Law, Section 179) (Proposition Adopted on 12-4-51)			1,500.
Sum of Statutory Spending Limitation, Exclusions and Excess Spending Authorized by Voters			\$ 833,730.
Less Budget Appropriations			397,990.
Statutory Spending Limitation Margin			\$ 435,740.

FIRE DISTRICTS

WORKSHEET B

EXCLUSIONS FROM STATUTORY SPENDING LIMITATION

1)	Payments under contracts made pursuant to subdivisions 12 and 22 of Section 176 of the Town Law. Subdivision 12 - A contract for a supply of water and for furnishing, erecting, maintaining, caring for and replacing fire hydrants.	\$ 0
	Subdivision 22 - A contract for furnishing fire protection within the fire district, including emergency services and general ambulance services.	0
2)	Payments under a lease to provide a supply of water for fire fighting purposes made pursuant to Subdivision 12-a of Section 176 of the Town Law.	0
3)	Principal and interest on bonds, bond anticipation notes, capital notes and certain budget notes, and interest on certain tax anticipation notes.	0
4)	Compensation of paid fire district officers, fire department officers, firefighters and other paid personnel of the fire department, including fringe benefits.	16,000.
5)	District's contribution to the New York State and Local Employees' Retirement System and the New York State and Local Police and Fire Retirement System.	0
6)	Payments made when participating in a county self-insurance plan under the Workers' Compensation Law.	0
7)	Insurance premiums and any payments required as a self-insurer, pursuant to Volunteer Firefighters' Benefit Law and Workers' Compensation Law, less the amount of certain recoveries of benefits and compensation.	40,000.
8)	Payment required annually to fund service awards to volunteer firefighters made pursuant to Article 11-A of the General Municipal Law.	75,000.
9)	Cost of blanket accident insurance to insure volunteer firefighters against injury or death resulting from bodily injuries suffered in the performance of their duties.	3,000.
10)	Certain payments for the care and treatment of paid firefighters for disabilities incurred in performance of duty.	0
11)	District's contributions for Social Security.	1,100.
	Subtotal to carry forward (to next page)	\$ 135,100.

FIRE DISTRICTS

WORKSHEET B

EXCLUSIONS FROM STATUTORY SPENDING LIMITATION (cont'd)

	Subtotal carried forward: (from previous page)	\$ 135,100.
12)	Payment of principal and interest on tax anticipation notes for new fire districts.	0
13)	Payment of compromised claims and judgments under Subdivisions 28 and 30 of §176 of the Town Law.	0
14)	Cost of insurance secured to indemnify the fire district against liability arising out of ownership, use and operation of a motor vehicle owned by the fire district.	22,000.
15)	Payment of monetary awards to individuals pursuant to Subdivision 31 of §176 of the Town Law.	0
16)	Cost of fuel for the fire district's emergency vehicles, including fuel tax carryovers.	10,000.
17)	Cost of annual independent audits required by Section 181-A of the Town Law for fire districts with revenues of \$200,000 or more.	2,600.
18)	Appropriations to, or expenditures from, most reserve funds established pursuant to the General Municipal Law.	0
19)	District's contribution to the State's unemployment insurance fund for paid officers and employees.	0
20)	Amounts received from fire protection, emergency reserve and general ambulance contracts.	0
21)	Use of gift proceeds.	0
22)	Use of insurance proceeds received for the loss, theft, damage or destruction of real or personal property - when applied to repair or replace such property.	0
23)	Use of premiums from the sale of district obligations, the unexpended portion of the proceeds of fire district obligations, and the interest and gains realized on the investment of the proceeds of district obligations.	0
	Total Exclusions from Statutory Spending Limitation (to Worksheet A)	\$ 169,700.

FIRE DISTRICTS

WORKSHEET C

OTHER EXCLUSIONS FROM STATUTORY SPENDING LIMITATION
BORROWING AND RESERVE FUNDS

1)	Use of the proceeds of bonds, bond anticipation notes, capital notes or certain budget notes.	\$ 0
2)	Expenditures from most reserve funds established pursuant to the General Municipal Law.	\$ 0
3)	Use of premiums from the sale of obligations, the unexpended portion of the proceeds of fire district obligations, and the income and capital gains from the investment of the proceeds of obligations.	\$ 0

NOTE: The items shown above also represent exclusions from the statutory spending limitation. However, the amounts associated with these items may not be available at budget preparation time. Therefore, this worksheet should be used during the fiscal year and at year's end to help determine if your district has stayed within legal requirements.

RECEIVED

SEP 23 2011

Equalized Total Assessed Value 3,069,785,098

ACCOUNTING

Exemption Code	Exemption Name	Statutory Authority	Number of Exemptions	Total Equalized Value of Exemptions	Percent of Value Exempted
12100	NYS - GENERALLY	RPTL 404(1)	5	2,222,500	0.07
12360	NYS ENVIRON'L FACILITIES CORP	RPTL 412	3	246,000	0.01
13100	CO - GENERALLY	RPTL 406(1)	13	12,930,255	0.42
13350	CITY - GENERALLY	RPTL 406(1)	1	3,525,000	0.11
13500	TOWN - GENERALLY	RPTL 406(1)	79	28,423,240	0.93
13570	TOWN O/S LIMITS - SPECIFIED US	RPTL 406(2)	1	0	0.00
13650	VG - GENERALLY	RPTL 406(1)	18	2,840,800	0.09
13800	SCHOOL DISTRICT	RPTL 408	8	111,320,800	3.63
14100	USA - GENERALLY	RPTL 400(1)	3	3,506,650	0.11
19950	MUNICIPAL RAILROAD	RPTL 456	4	17,610,000	0.57
25110	NONPROF CORP - RELIG(CONST PR	RPTL 420-a	27	13,966,675	0.45
25120	NONPROF CORP - EDUCL(CONST PF	RPTL 420-a	1	1,031,100	0.03
25130	NONPROF CORP - CHAR (CONST PR	RPTL 420-a	7	5,603,600	0.18
25210	NONPROF CORP - HOSPITAL	RPTL 420-a	1	1,922,550	0.06
25230	NONPROF CORP - MORAL/MENTAL IF	RPTL 420-a	6	2,407,300	0.08
25300	NONPROF CORP - SPECIFIED USES	RPTL 420-b	5	2,375,000	0.08
26050	AGRICULTURAL SOCIETY	RPTL 450	2	1,356,250	0.04
26100	VETERANS ORGANIZATION	RPTL 452	2	390,705	0.01
26400	INC VOLUNTEER FIRE CO OR DEPT	RPTL 464(2)	8	4,803,600	0.16
27350	PRIVATELY OWNED CEMETERY LAN	RPTL 446	4	366,800	0.01
33201	TAX SALE - COUNTY OWNED	RPTL 406(5)	1	200,000	0.01
41101	VETS EX BASED ON ELIGIBLE FUND	RPTL 458(1)	10	20,300	0.00
41121	ALT VET EX-WAR PERIOD-NON-COM	RPTL 458-a	111	2,812,740	0.09
41123	ALT VET EX-WAR PERIOD-NON-COM	RPTL 458-a	513	13,405,373	0.44
41131	ALT VET EX-WAR PERIOD-COMBAT	RPTL 458-a	87	3,618,075	0.12
41133	ALT VET EX-WAR PERIOD-COMBAT	RPTL 458-a	426	18,373,507	0.60
41141	ALT VET EX-WAR PERIOD-DISABILI	RPTL 458-a	19	939,335	0.03

Equalized Total Assessed Value 3,069,785,098

Exemption Code	Exemption Name	Statutory Authority	Number of Exemptions	Total Equalized Value of Exemptions	Percent of Value Exempted
41143	ALT VET EX-WAR PERIOD-DISABILI	RPTL 458-a	85	4,115,063	0.13
41161	COLD WAR VETERANS (15%)	RPTL 458-b	63	751,425	0.02
41171	COLD WAR VETERANS (DISABLED)	RPTL 458-b	2	66,800	0.00
41300	PARAPLEGIC VETS	RPTL 458(3)	1	377,200	0.01
41400	CLERGY	RPTL 460	2	3,000	0.00
41683	VOLUNTEER FIREFIGHTERS AND AM	RPTL 466-c, d, e, & g	14	42,000	0.00
41700	AGRICULTURAL BUILDING	RPTL 483	1	200,000	0.01
41720	AGRICULTURAL DISTRICT	AG-MKTS L 305	32	8,633,410	0.28
41730	AGRIC LAND-INDIV NOT IN AG DIS	AG MKTS L 306	2	162,370	0.01
41800	PERSONS AGE 65 OR OVER	RPTL 467	153	14,874,688	0.48
41801	PERSONS AGE 65 OR OVER	RPTL 467	41	2,849,039	0.09
41803	PERSONS AGE 65 OR OVER	RPTL 467	62	3,113,629	0.10
41806	PERSONS AGE 65 OR OVER	RPTL 467	12	1,193,300	0.04
41900	PHYSICALLY DISABLED	RPTL 459	2	70,000	0.00
41903	PHYSICALLY DISABLED	RPTL 459	2	16,000	0.00
41933	DISABILITIES AND LIMITED INCOM	RPTL 459-c	16	1,284,966	0.04
41936	DISABILITIES AND LIMITED INCOM	RPTL 459-c	22	2,071,950	0.07
47610	BUSINESS INVESTMENT PROPERTY	RPTL 485-b	1	900,000	0.03
47611	BUSINESS INVESTMENT PROPERTY	RPTL 485-b	1	21,000	0.00
47613	BUSINESS INVESTMENT PROPERTY	RPTL 485-b	1	75,000	0.00
49500	SOLAR OR WIND ENERGY SYSTEM	RPTL 487	1	7,138	0.00

Equalized Total Assessed Value 3,069,785,098

Exemption Code	Exemption Name	Statutory Authority	Number of Exemptions	Total Equalized Value of Exemptions	Percent of Value Exempted
50000	SYSTEM CODE	STATUTORY AUTH NOT DEFINED	1	68,250	0.00
Total Exemptions Exclusive of System Exemptions:			1,881	297,046,133	9.68
Total System Exemptions:			1	68,250	0.00
Totals:			1,882	297,114,383	9.68

Values have been equalized using the Uniform Percentage of Value. The Exempt amounts do not take into consideration, payments in lieu of taxes or other payments for municipal services.

Amount, if any, attributable to payments in lieu of taxes: _____

TOV

RECEIVED
 SEP 23 2011
 ACCOUNTING

Equalized Total Assessed Value 2,696,283,244

Exemption Code	Exemption Name	Statutory Authority	Number of Exemptions	Total Equalized Value of Exemptions	Percent of Value Exempted
12100	NYS - GENERALLY	RPTL 404(1)	3	1,655,300	0.06
12360	NYS ENVIRON'L FACILITIES CORP	RPTL 412	3	246,000	0.01
13100	CO - GENERALLY	RPTL 406(1)	13	12,930,255	0.48
13350	CITY - GENERALLY	RPTL 406(1)	1	3,525,000	0.13
13500	TOWN - GENERALLY	RPTL 406(1)	79	28,423,240	1.05
13570	TOWN O/S LIMITS - SPECIFIED US	RPTL 406(2)	1	0	0.00
13800	SCHOOL DISTRICT	RPTL 408	7	111,266,500	4.13
14100	USA - GENERALLY	RPTL 400(1)	2	531,650	0.02
19950	MUNICIPAL RAILROAD	RPTL 456	4	17,610,000	0.65
25110	NONPROF CORP - RELIG(CONST PRO	RPTL 420-a	18	10,318,450	0.38
25120	NONPROF CORP - EDUCL(CONST PRO	RPTL 420-a	1	1,031,100	0.04
25130	NONPROF CORP - CHAR (CONST PRO	RPTL 420-a	2	593,600	0.02
25230	NONPROF CORP - MORAL/MENTAL IM	RPTL 420-a	5	2,257,300	0.08
25300	NONPROF CORP - SPECIFIED USES	RPTL 420-b	1	200,000	0.01
26050	AGRICULTURAL SOCIETY	RPTL 450	2	1,356,250	0.05
26100	VETERANS ORGANIZATION	RPTL 452	1	379,750	0.01
26400	INC VOLUNTEER FIRE CO OR DEPT	RPTL 464(2)	8	4,803,600	0.18
27350	PRIVATELY OWNED CEMETERY LAND	RPTL 446	4	366,800	0.01
33201	TAX SALE - COUNTY OWNED	RPTL 406(5)	1	200,000	0.01
41101	VETS EX BASED ON ELIGIBLE FUND	RPTL 458(1)	7	12,050	0.00
41121	ALT VET EX-WAR PERIOD-NON-COMB	RPTL 458-a	106	2,685,255	0.10
41123	ALT VET EX-WAR PERIOD-NON-COMB	RPTL 458-a	475	12,457,298	0.46
41131	ALT VET EX-WAR PERIOD-COMBAT	RPTL 458-a	78	3,235,075	0.12
41133	ALT VET EX-WAR PERIOD-COMBAT	RPTL 458-a	372	16,186,355	0.60
41141	ALT VET EX-WAR PERIOD-DISABILI	RPTL 458-a	19	939,335	0.03
41143	ALT VET EX-WAR PERIOD-DISABILI	RPTL 458-a	80	3,952,298	0.15
41161	COLD WAR VETERANS (15%)	RPTL 458-b	59	703,425	0.03
41171	COLD WAR VETERANS (DISABLED)	RPTL 458-b	2	66,800	0.00
41300	PARAPLEGIC VETS	RPTL 458(3)	1	377,200	0.01
41400	CLERGY	RPTL 460	2	3,000	0.00

Equalized Total Assessed Value 2,696,283,244

Exemption Code	Exemption Name	Statutory Authority	Number of Exemptions	Total Equalized Value of Exemptions	Percent of Value Exempted
41683	VOLUNTEER FIREFIGHTERS AND AMB	RPTL 466-c, d, e, & g	14	42,000	0.00
41700	AGRICULTURAL BUILDING	RPTL 483	1	200,000	0.01
41720	AGRICULTURAL DISTRICT	AG-MKTS L 305	32	8,633,410	0.32
41730	AGRIC LAND-INDIV NOT IN AG DIS	AG MKTS L 306	2	162,370	0.01
41800	PERSONS AGE 65 OR OVER	RPTL 467	132	13,197,990	0.49
41801	PERSONS AGE 65 OR OVER	RPTL 467	36	2,549,049	0.09
41803	PERSONS AGE 65 OR OVER	RPTL 467	54	2,744,519	0.10
41806	PERSONS AGE 65 OR OVER	RPTL 467	11	1,112,660	0.04
41900	PHYSICALLY DISABLED	RPTL 459	2	70,000	0.00
41903	PHYSICALLY DISABLED	RPTL 459	2	16,000	0.00
41933	DISABILITIES AND LIMITED INCOM	RPTL 459-c	16	1,284,966	0.05
41936	DISABILITIES AND LIMITED INCOM	RPTL 459-c	19	1,794,250	0.07
47613	BUSINESS INVESTMENT PROPERTY P	RPTL 485-b	1	75,000	0.00
49500	SOLAR OR WIND ENERGY SYSTEM	RPTL 487	1	7,138	0.00
50000	SYSTEM CODE	STATUTORY AUTH NOT DEFINED	1	68,250	0.00
Total Exemptions Exclusive of System Exemptions:			1,680	270,202,238	10.02
Total System Exemptions:			1	68,250	0.00
Totals:			1,681	270,270,488	10.02

Values have been equalized using the Uniform Percentage of Value. The Exempt amounts do not take into consideration, payments in lieu of taxes or other payments for municipal services.

Amount, if any, attributable to payments in lieu of taxes: _____